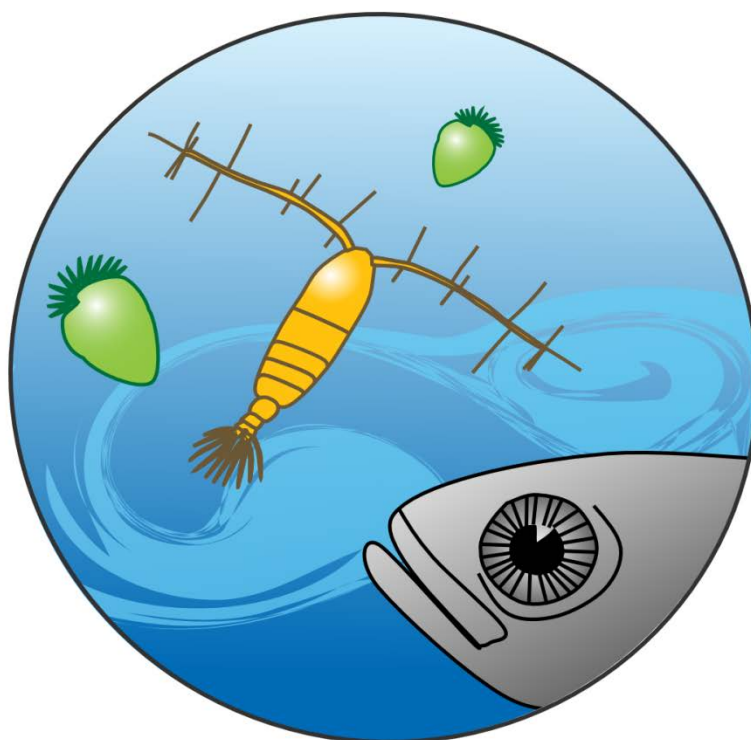


A PROPOSAL FOR THE EXTENSION OF CENTRE FOR OCEAN LIFE

PREPARED AND EDITED BY

THOMAS KIØRBOE, KEN H ANDERSEN, ANDRE VISSER, AND MARTIN LINDEGREN



Centre for Ocean Life
VKR Centre of Excellence

December 2016

CONTENTS

Summary.....	3
Introduction.....	5
Overview.....	6
What is the trait-based approach.....	8
Where are we now.....	10
Goals: Where are we going and how are we getting there.....	12
WP1: Defense and resource acquisition.....	14
WP2: Ecosystem function.....	14
WP3: Ecosystem response to perturbations.....	17
Methods: The trait-based toolbox.....	19
Theme I: The individual.....	19
Theme II: Individual to trait distribution and community structure.....	21
Theme III: Trait distributions in nature.....	23
Work plan.....	27
Organization, management, and research group.....	28
Budget.....	31
Implementation and education.....	32
Dissemination and outreach.....	32
International Collaboration.....	34
Infrastructure.....	34
References.....	35
Appendix 1: Work package and project descriptions.....	45
Appendix 2: PI CVs.....	71
Appendix 3: Commitment letters from collaborators.....	86

SUMMARY

The vision of the Centre for Ocean Life is to develop a fundamental understanding and predictive capability of marine ecosystems. Trait-based approaches have emerged as an efficient way to describe the overwhelming complexity of marine ecosystems in a relatively simple way: rather than describing the *many* interacting *species*, trait ecological approaches consider interacting *individuals* characterized by a *few* essential traits that are interrelated through trade-offs. During the first 5 years of the Centre for Ocean Life, we have developed and implemented the trait-based approach to marine ecosystems and, specifically, taken it from a discipline that considered only phytoplankton, to encompassing all trophic levels. We have successfully achieved this by: (i) identifying and mechanistically quantifying the key traits of important marine life forms (bacteria, phytoplankton, zooplankton, fish) and quantifying their associated trade-offs; (ii) used that information to develop the first trophic trait-based models of simple marine ecosystems; and (iii) developed the first ever global trait biogeographies of important higher trophic level marine organisms (e.g., zooplankton, fish).

The next phase of Centre for Ocean Life will project our vision to a new level. Specifically, having laid the foundations of our trait-based approach, we are poised to extend our focus beyond a mechanistic description of ecosystem structure towards understanding and predicting ecosystem function. That is, we can address not only how ecosystems self-assemble through trait interactions, but how they function in terms of biomass production, nutrient cycling and carbon sequestration. Further, we will pursue the logical outcome of this approach to investigate how ecosystem structure and function respond to perturbations, such as global change. In this context, our work will evolve around our two main hypotheses:

- i. *Interactions between individual marine organisms can be derived from organism characteristics and from the fundamentals of physics, chemistry, and evolutionary biology.*
- ii. *Dynamics of populations and ecosystems emerge from mechanistic descriptions of the functioning of the individuals and the properties of the environment,*

amended with a third hypothesis to highlight the focus of the second phase:

- iii. *The function of marine ecosystems and their responses to perturbations can be predicted from the mechanistic descriptions of trait distribution and how traits serve to create ecosystem structure.*

In the second phase we will (i) fill knowledge gaps that are important to make the trait-based approach more complete and better suited to address global change issues, (ii) develop new trait-based models and test predicted trait distributions against those observed in nature, (iii) explore the relation between

trait composition and ecosystem function, and (iv) test the predictive capability of trait-based models by exposing them to perturbations, notably climate change, fishing, and invasive species.

Imbedded within this research agenda, we will pursue a second but equally important mission, namely the training of young scientists in quantitative marine ecology. We will continue to do so by maintaining the vibrant international scientific environment that has been created at the Centre, continue to organize international summer schools, workshops, and group retreats, host visiting scientists and students to interact with us, and by organizing joint projects to maintain the strong team spirit that has developed within the Centre.

INTRODUCTION

The fundamental issue of how marine biota will respond to global change was recently identified by the *National Academy of Sciences* as one of the most pressing questions in ocean sciences (*Sea change: 2015-25 decadal survey of ocean sciences*, February 2015). Although the question has been on the agenda for decades, traditional species-centric approaches have clearly failed to provide an answer. Instead, trait-based approaches have been promoted as a promising tool: rather than describing the *many species* and how they interact with each other and their environment, trait ecological approaches consider interacting *individuals* characterized by a *few* essential traits that are interrelated through trade-offs (Anderson 2005; Litchman et al. 2013). This approach thus has the potential to tackle the overwhelming complexity of marine ecosystems in a relatively simple way and address the issues of global change with a novel approach.

Trait-based approaches to describe communities and ecosystems were proposed by theoretical ecologists (McGill et al. 2006) and were originally developed in plant ecology based on empirical trade-offs (Westoby and Wright 2006). They have since been used to describe and model marine phytoplankton communities (Bruggeman and Kooijman 2007a; Follows et al. 2007; Monteiro et al. 2010), planktonic ecosystems (Pahlow et al. 2008), and fish communities (Andersen and Pedersen 2010)). The main contributions of the Centre for Ocean Life during its first 5 years of existence have been (i) to replace empirical trade-offs with mechanistically based and quantified trade-offs for the key traits of the most important marine life forms; (ii) the development of *trophic* trait-based models that describe interactions between several trophic levels rather than *competition* models that considers only one trophic level (e.g., the MIT Darwin model, Follows et al. 2007); and (iii) development of the first ever global and regional trait biogeographies of important life forms (zooplankton, fish, benthos) that can be used to test predictions of trait based models in addition to having a value on their own. While these tasks cannot be considered fully explored, our work has progressed far enough to allow us to take the next step and ask: **How the functions of an ecosystem relate to its trait composition and structure and how environmental perturbations affect ecosystem function** (Fig. 1)? In this endeavour, trait-based, rather than species-centric approaches are particularly relevant, because the function of a system can only be assessed from the species that make up that system if the traits of all these species are known. Our trait based approach, on the other hand, concentrates directly on functional traits and how they are interlinked by trade-offs, simplifying and directly addressing the issue of how the functions of ecosystem arise.

The work until now has been governed by testing (in a general sense) two fundamental hypotheses:

1. Interactions between individual marine organisms can be derived from organism characteristics and from the fundamentals of physics, chemistry, and evolutionary biology.
2. Dynamics of populations and ecosystems emerge from mechanistic descriptions of the functioning of the individuals and the properties of the environment.

With the additional and new focus of our work, we will explore and test a third hypothesis to highlight the focus on ecosystem function:

3. The function of marine ecosystems and their responses to perturbations can be predicted from the mechanistic descriptions of trait distributions and how traits serve to create ecosystem structure.

The research agenda and scientific goals outlined here provide the setting for an equally important mission of the Centre, which is to educate a new generation of young researchers. The day-to-day life in the Centre creates a vibrant intellectual environment for training young researchers, and they represent the main workforce and recipients of Centre funding through the PhD and post docs stipends. In addition to the projects funded directly by the Centre, there is a large body of affiliated young researchers, attracted to the work and working environment of the Centre from all over the world. The principle investigators of the Centre are dedicated to a high level of engagement in education, training and mentoring to ensure a high quality of research, exposure to a broad range of concepts and methods, and environment to encourage the very best transfer of knowledge to our young researchers.

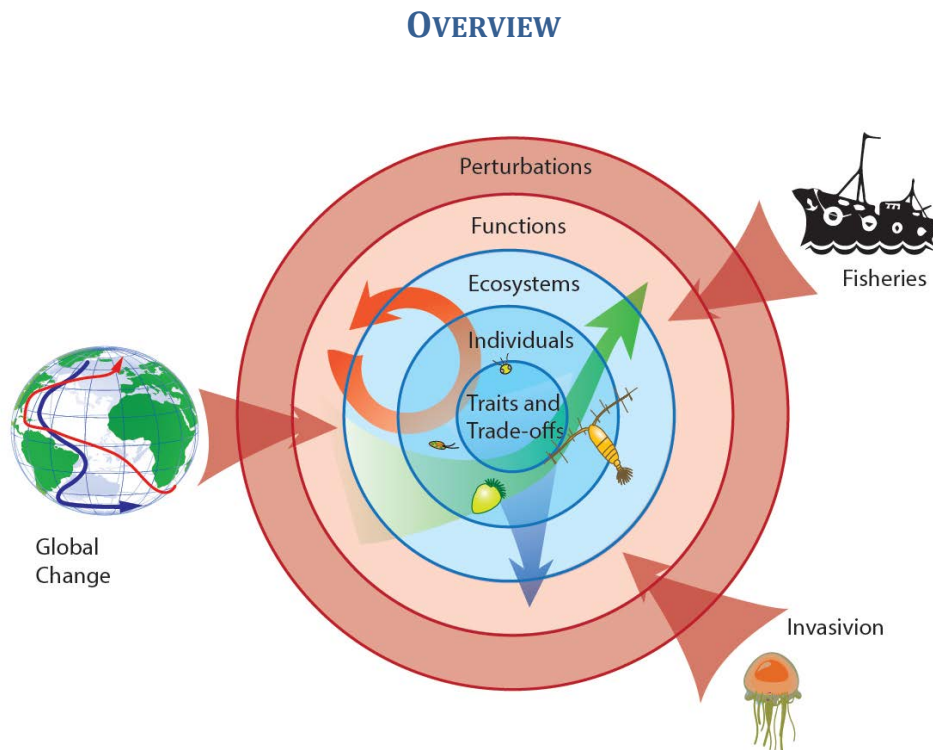


Figure 1. Conceptual representation of the main aim of the prolongation of the Centre: To use and further develop our trait-based approach to understand, model and predict the functioning of marine ecosystems under multiple, interacting perturbations (e.g., climate change, fishing, and invasive species). Changes in the environment affect the trade-offs that organisms face and therefore shift the optimal traits values. The trait distributions change to adapt to the new conditions,

thus affecting ecosystem structure and key functions (biomass production, nutrient cycling and carbon sequestration). Taken together, the trait-based approach provides a solid and novel scientific framework to successfully achieve our aim of understanding and predicting the functioning of marine ecosystems under global change.

The main aim of the prolongation of Centre for Ocean Life will be to project our vision to a new level, extending our focus beyond a mechanistic description of ecosystem structure towards understanding and predicting ecosystem functions, (i.e., how energy and carbon flow through an ecosystem, how fast nutrients are recycled, how much carbon is exported; Fig. 1). At the core lays the traits and the trade-offs upon which evolution acts. These determine individual fitness and ecosystem structure. These three core aspects have been the principle focus of the first phase of the centre (blue). In the next phase we will additionally focus on ecosystem function and on how external perturbations on individuals change ecosystem structure and function (red).










Themes		WP1 Defence and resource acquisition	WP2 Ecosystem function	WP3 Global change
	I: Individual			
	II: Scaling			
	III: Nature			

Fig. 2. The three themes described in the original Centre proposal define the methods used to address the questions defined by the three work packages of this proposal. The number of fish in each cell of the matrix indicates the importance of each theme in realizing the work packages.

We will organise the work in three work packages (WPs): 1) Defence and resource acquisition traits, 2) ecosystem function, and 3) global change (Fig. 2). The first WP is our continued development of the core of the trait-based approach (blue), while the two other WPs are our extended focus on ecosystem function and response to perturbations (red). Each of the WPs relies on work on the three central components (Themes) of the trait-based approach: the individual, scaling, and nature.

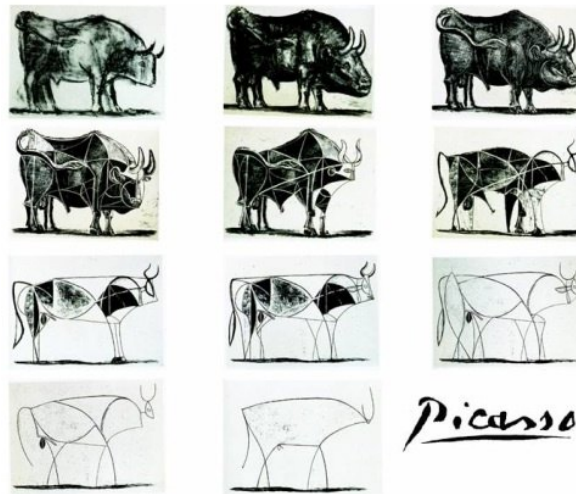
Before detailing the WPs, we will first describe the philosophy behind the trait-based approach (“What is the trait-based approach?”) and briefly outline how we have indeed successfully developed the trait-based approach to describe life in the ocean (“Where are we now?”). We next provide a description of the visions and goals of the future work and how we plan to pursue these goals (“Where are we going and how are we getting there”). Our methodology is summarized as the “trait-based toolbox” for each of the three component themes. We finally describe Centre organisation and management, budget

requests, implementation and training, dissemination and outreach, international collaboration and infrastructure. Outlines of specific PhD and post doc projects are provided in Appendix 1.

WHAT IS THE TRAIT-BASED APPROACH

The trait-based approach aims to describe how structure and function of ecological communities emerge from properties of the individual organisms. The approach differs fundamentally from the traditional description of ecosystems which focuses on *differences* between *species*. In contrast, the trait-based approach focuses on *similarities* between *individuals* and strives to identify only the essential differences. In this way, the trait-based approach seeks to exclude unnecessary detail to retain only the important differences, allowing manageable (mathematical) descriptions of marine ecosystems.

The trait-based approach generally ignores that individuals belong to species. While species offer an immensely useful description of life, the species concept can become a distraction when we want to understand the structure and function of complex and diverse (species rich) systems. Instead of describing individuals as belonging to species we describe individuals by a few taxa-transcending properties: their fundamental *traits*, i.e., the few properties that best describe the fitness of an individual. An individual is characterized by a combination of many traits and can thus be described as a point in a high-dimensional trait space. By projecting that space down on one or a few dimensions, given by the most important traits, we reduce the complexity of the description of life immensely.



Pablo Picasso, Bull (plates I - XI) 1945

Just as Picasso's few inspired pen strokes clearly depicts a bull, the art of the trait-based approach lies in the skilful selection of the few key traits that best describe the fitness of an individual.

In the trait-based approach the fundamental axiom is that the dominant traits will be those that result in the highest fitness in the given environment. This dominance may be established by behavioural adaptation, phenotypic plasticity, ecological succession, or evolution by natural selection. To make this axiom operational, we identify key fitness components, such as survival and resource acquisition, and establish the trade-offs between these conflicting objectives that an organism faces. For example, a cell's investment in chloroplasts determines its ability to photosynthesize but comes at the energetic cost of forming and maintaining the chloroplast. Likewise, the active feeding by an animal comes with the risk of being eaten by a predator. The trade-off quantifies these costs and benefits. Trade-offs are described at the level of the individual and are ideally derived from a mechanistic understanding of the underlying processes. That is, they are based on observations and experiments that, e.g., quantify the predation risk of foraging, or through physical constraints, e.g., that a large cell sinks faster than a small cell. The trade-offs constrain the individuals' attempts to maximize their fitness through behaviour and phenotypic plasticity and, ultimately, natural selection and evolution. It is the ability of trait-based models to accommodate trade-offs that makes them so powerful, essentially providing them with extra information inspired by the laws of evolution that traditional species-centric models are ill-equipped to handle.

One fundamental aspect of trade-offs is that they are impacted by physical and biotic features of the environment. For instance, a particular feeding mode may only become effective when certain prey traits abound, or the investment in expensive defence traits may only pay-off when predators exceed some critical abundance. That is, the optimal trait combinations of certain groups of organisms will influence the optimal trait combinations in others (and vice versa). The overall (functional) diversity of an ecosystem is governed by such trade-offs and their interactions, as they allow the coexistence of species with similar fitness utilizing the same resource (Thingstad et al. 2005; Winter et al. 2010).

Community and ecosystem composition is described by *trait distributions*. The trait distribution characterizes the average abundances of individuals with particular traits in an ecosystem, or it may be spatially explicit, i.e., describing the local or global distribution. The structure and function of an ecosystem emerges as the result of interactions between individuals and with the environment according to the principle of survival of the fittest as determined by the key traits and their associated trade-offs. If the trade-offs are known, trait distributions can be derived as predictions of mathematical models. Alternatively, trait-distributions can be obtained from observational data. Either way, trait distributions offer the possibility of evaluating ecosystem function (see below)

From the above philosophical manifesto a comprehensive trait-based approach emerges that consists of three components (themes) that have guided our work during the past 5 years:

- I) *The individual*: identification of key traits and quantification of the associated trade-offs through experiments, observations, fitness optimization models, and theoretical considerations of physical constraints.

- II) *Model*: developing trait-based models of the trait distribution on the basis of trade-offs.
- III) *Nature*: exploring the distribution of traits in nature through observations and statistical trait-distribution models.

These three themes are inter-related: Theme I informs trait-based models (theme II) and the selection of key traits for statistical trait-distribution models (theme III), theme III offers a way to test predictions of trait-based models (theme II), and all three themes are required to assess ecosystem function from trait distributions. The three themes emphasise that the trait-based approach is much more than mathematical models. We use models throughout our work, but the trait-based approach is incomplete without established trade-offs from experiments, physiology or theory, and without reference to the realized trait distributions observed in nature.

We are not alone in championing a trait-based approach to describing life on earth. A focus on traits has been developed in plant ecology (Westoby and Wright 2006) but despite an early focus on trade-offs as being fundamental in structuring ecosystems (Tilman 1990) the approach has mainly been empirical (Edwards et al. 2011; Kremer et al. 2016; Kunstler et al. 2016) and only recently have models of trait distributions been developed (Falster et al. 2015). In marine ecology, trait-based models have focused on unicellular phytoplankton (Bruggeman and Kooijman 2007a; Follows et al. 2007; Edwards et al. 2013; Martiny et al. 2015) or other trophic levels (Record et al. 2013). In most cases, the focus has been on competitive interactions between individuals and with few attempts to consider multiple trophic levels (Smith et al. 2014). The Centre for Ocean life is unique in embracing a comprehensive approach that emphasises a mechanistic rather than a heuristic basis of emerging trait distributions from the constraints in the trade-offs. Further, we aim at covering all life-forms in the ocean, from bacteria to whales. Finally, we recognize that predator-prey interactions are important in structuring marine systems. Marine communities are not only structured through competitive interactions, as is implicitly assumed in most trait-based descriptions, but equally through the evolutionary arms race between feeding and defence traits. We therefore put an emphasis on developing trophic models that span more than just a single trophic level.

WHERE ARE WE NOW?

During the first phase of the Centre our emphasis has been on establishing the above three components (themes) of the trait-based approach for marine ecosystems, and we have made significant progress in that endeavour. The achievements are described in the progress report, but are summarized here for each theme.

Within theme I, our efforts constitute the first attempt to systematically characterize taxa-transcending key traits for the main life forms in the ocean and to quantify their associated trade-offs. The latter quantification has been achieved through a mechanistic description of traits, and we have thus moved beyond the heuristic descriptions of trade-offs based on statistical analyses of correlation (Follows et al.

2007; Edwards et al. 2011). The mechanistic approach to quantifying trade-offs is rare and has previously been attempted mainly for phytoplankton (Shuter 1979; Toseland et al. 2013a) or phytoplankton groups, e.g., diazotrophs (Pahlow et al. 2013). In principle, a mechanistic understanding allows generalizations beyond the few species that we have been able to examine experimentally and permits the construction of trait-based models with better predictive power. This work has crystalized into the identification of three **life-form transcending key traits: resource acquisition mode, defence, and body size**. Body size determines the order of magnitude of all vital rates (feeding, growth, metabolism, mortality, etc.) and defines the main physical constraints of an organism (Kiørboe and Hirst 2014). Body size also largely governs the mode of resource acquisitions and can thus be considered a master trait (Andersen et al. 2015b). The resource acquisition-cost-defence trade-offs govern the diversity of communities as they allow the co-existence of many trait-compositions with similar fitness (Tilman 1990; Våge et al. 2013), as expressed by the ultimate Darwinian mission of reproduction. We thus argue that these three ‘traits’ capture the most important aspect of the ecology of an organism, and that they provide a sufficient basis for a trait-based description or model of an ecosystem.

The three general traits materialize differently for different life forms. For example, bacteria need to produce specific enzymes to utilize certain organic molecules and, thus have to pay for enzyme synthesis to be rewarded (Traving et al. 2015); phytoplankton must invest in a photosynthetic apparatus to fix inorganic carbon (Chakraborty et al. 2016a); protozoa, zooplankton, and other animals may have to swim to encounter food, but are penalized by higher metabolic and mortality cost (Kiørboe et al. 2014). These selected examples constitute only parts of our work but serve to illustrate how we have approached the resource acquisition-defence trade-off complex for different life forms.

Within theme II, we have utilized these insights and quantifications of trade-offs to formulate a suite of mechanistically underpinned trait-based models: *i)* We have used fitness optimization to study resource acquisition strategies among unicellular plankton (Berge et al. 2016; Chakraborty et al. 2016b). This work has created the foundation to build a size- and trait-based model of the entire uni-cellular plankton complex; *ii)* We have developed game-theoretic approaches to describe the offspring size strategies of life in the ocean (Olsson and Andersen 2016; Olsson et al. 2016); *iii)* We have made dynamic models involving the resource acquisition-defence trade-off for the seasonal succession of zooplankton (Mariani et al. 2013; Kenitz et al. 2016) and for the global distribution of gelatinous plankton (Schnedler-Meyer et al. 2016). *iv)* We have developed fully dynamic size- and trait-based models of the trait distribution of fish communities (with an open-source implementation: Scott et al. 2014), which have been used by us (e.g. Jacobsen et al. 2016) and others (e.g. Jennings and Collingridge 2015) to describe the effects of fishing on a global scale.

Several other groups have during the same period developed trait-based models of marine systems, but these are mainly *competition* models considering only one trophic level, typically phytoplankton (e.g. Terseleer et al.; Toseland et al. 2013b) or using body size as the sole trait (Banas 2011; Ward et al.

2012). Ours are *trophic* models that emphasize the trophic interactions, and which go beyond just using body size as the trait.

With this suite of approaches, from fitness optimization to fully dynamic models of trait-distributions, we have now a comprehensive toolbox of trait-based models with demonstrated utility at our disposal. While we will continue to develop our trait-based modelling toolbox (described in “Methods: the trait-based toolbox”) our modelling work will be focused on application of the existing toolbox.

Within theme III, we have made significant progress in describing trait distributions in the ocean from observations. We have utilized regional and global databases on species distributions that are available for many groups of organisms (mainly phytoplankton, zooplankton, and fish), and we have compiled our own extensive trait databases for fish (in progress) and zooplankton (Brun et al. 2016a). The trait databases have allowed us to ‘translate’ species distributions into trait distributions at the level of communities, and our efforts thus represent the first comprehensive attempts to develop regional and global trait biogeographies for important marine organism groups, e.g., fish (Pecuchet et al. submitted) and zooplankton (Brun et al. 2016b). Organisms distribute along environmental gradients according to their traits and their responses to the environment, not their taxonomic affiliation. We have utilized this to fill observational gaps on global trait maps from correlations with environmental drivers. Since trait biogeography in general is still in its infancy (Van Bodegom et al. 2014; Violle et al. 2014) and particularly poorly known in the marine environment (Barton et al. 2013), we count our accomplishments in this emerging research field as ground-breaking.

GOALS: WHERE ARE WE GOING AND HOW ARE WE GETTING THERE?

The three transcending themes of our trait based approach – the identification of key traits and quantification of trade-offs, the utilization of this in the construction of models to predict trait-distributions, and the observation and statistical description of trait distributions in nature – will continue to form the methodological basis of our new activities (see below) but the work will be organized in three work packages (WPs) that reflect the overarching goals of the continuation of the Centre (Fig. 2): 1: Defence and resource acquisition, 2: Ecosystem function, 3: Ecosystem response to perturbations. The general contents of the work packages are described below and the specific projects in Appendix 1.

The first WP is the direct extension of the first phase of the centre. It is concerned with developing trade-offs for traits related to defence and resource acquisition. As described in “Where are we now?”, we have established these as central traits across all life forms in the ocean, but still have important work to do. This WP is dominated by theme I (traits and trade-offs of individuals).

The next two work packages directly target our new goals of **assessing ecosystem function from trait distribution and interactions** to evaluate the **effects of global change** on individual performance and ecosystem function (Fig. 1). This was also formulated as the future target in our original proposal, and

we have made significant progress in that direction for selected systems, e.g., elevated risk of jelly blooms due to fishing and eutrophication (Schneider-Meyer et al. 2016) or the response of fish communities to fishing (Jacobsen et al. 2016). Our success in these pilot applications provide us both with the road map and confidence to tackle some of the most pressing and complex questions of marine ecology: namely those related to the re-configuration of marine ecosystems in response to the varied and accelerating pressures to which they are exposed.

Within the trait-based approach, ecosystem function and response to perturbations have been addressed by distinguishing between *response*, *effect*, and *interaction* traits. This tradition grew out of plant ecology (Violle et al. 2007), and it has been partly adopted by the marine science community (Garvel et al. 2016; Hébert et al. 2016). This distinction is though, somewhat artificial, as all traits evolve by natural selection in response to the biotic and abiotic environment, and all traits also have some effect – large or small – on the ecosystem, including those that focus on interaction (defence, predation). To date, we have focused on the response and interaction aspect of traits: this is what has allowed us to both model trait distributions and to relate observed trait distributions to environmental conditions. The assessment of ecosystem structure and function, on the other hand, focuses rather on the effect aspects of these traits. The overarching hypothesis is that **ecosystem function and response to perturbations emerge from trait distributions and interactions**.

In addressing ecosystem response to perturbations, (i.e., global change) we realize that we are pursuing a line of research that has become a “catch-phrase” in research proposal over the past decades. However, we argue that our approach is novel and has potential to provide new insights. Due to the complexity of the ecosystems and the sensitivity of ecosystem models, a species-centric approach has not succeeded to provide robust predictions of system-wide effects. Furthermore, marine ecosystems do not just respond to climate change, but make an important component in the carbon cycle (see WP2 in the following) and therefore contribute to the complex feedback dynamics of the global climate. Our work to date however has cemented our view that a trait-based approach is uniquely suited to provide robust system-wide predictions. It speaks directly to the matter of the self-assembling of ecosystems based on the principles of evolution, and can thus describe how ecosystem structure can re-emerge after a disruption. Our ambitions on this front remain curiosity driven, but the tools that we will develop are an integral part of this research challenge. This is a central motivation, shaping our vision to move on from an understanding of what determines trait distributions (the scope of our work till now) to an understanding of how trait distributions impact ecosystem function and its response to perturbations..

Below we describe the three work packages, while concrete projects of each WP are outlined in Appendix 1.

WP1: Defence and resource acquisition

Our work till now has come a long way in mechanistically describing key traits and quantifying trade-offs for several marine life forms but has revealed a large and surprising gap in the understanding of defence traits and trade-offs in unicellular eukaryotes (Pancic and Kiørboe *in prep*). The competitive exclusion principle predicts that there can be only one species per resource, yet, there are typically many co-existing species of protists, all living on the same few resources. The diversity that nevertheless exists is believed to be driven both by a diversification in resource acquisition mode (autotrophs, heterotrophs, mixotrophs, diazotrophs, osmotrophs, phagotrophs), and by predation and parasitism and the associated evolution of costly defence mechanisms. Diversity is then generated by co-existing species that distribute themselves along a gradient from competition to defence specialists (Thingstad et al. 2005; Winter et al. 2010). This idea is rather well developed for prokaryotes competing for dissolved organics and defending themselves against virus attacks and grazing (Våge et al. 2013), and work at the Centre has successfully examined this for metazoan zooplankton. However, even though many potential defence mechanisms have been described for unicellular eukaryotes, particularly phytoplankton (toxicity, shell armour, etc), the trade-offs are poorly understood and rarely quantified. The trait-based models of eukaryotic plankton communities that have nevertheless been developed have solved this lack of information pragmatically (e.g., by assuming a trade-off, or by introducing constant immigration, (Bruggeman and Kooijman 2007b; Banas 2011).

Another surprising realization is that despite a great wealth of information and knowledge on fish and benthos traits, particularly regarding the effect of size on fish community dynamics, a mechanistic understanding of the key traits and trade-offs involved in the fundamental process of feeding, growth, survival and reproduction is largely lacking. Hence, under this work package we will modify and adapt a generic framework of key “ecological functions” previously developed for phyto- and zooplankton (Litchman and Klausmeier 2008; Litchman et al. 2013) to broadly characterize the primary traits and trade-offs of fish and benthos related to feeding, growth, survival and reproduction. This information will be used to set up conceptual models summarizing the key traits and trade-offs in benthos and fish, providing the understanding needed to fully explore and investigate their dynamics and trophic interactions in mechanistic trait-based models.

Thus, the first work package will include the quantification of **defence trade-offs** and **trade-offs associated with resource acquisition** in unicellular eukaryotes, fish, and benthos to complement our former work on mechanistically characterizing key traits and their associated trade-offs.

WP2: Ecosystem function

Perhaps one of the most important strengths of trait based ecology is that it provides a framework where we can examine, analyse and predict the structure and function of communities and ecosystems. Specifically, the traits and trade-offs of organisms are inherently interrelated through either direct (e.g. predator-prey) or indirect (e.g. competition) trophic interactions. In this, communities can be seen as a

self-assembling and dynamic system where certain trait combinations are promoted to the detriment of others. While our development so far has facilitated descriptions of abundance in time and space, it is also evident that this approach can address the overall functioning of a community. Ecosystem functions are defined in terms of the fluxes of energy, nutrients, and organic matter through an ecosystem (Cardinale et al. 2012), and although a broad range of functions exist in marine ecosystems (Strong et al. 2015), we will, at least initially, focus on two key functions, **carbon sequestration** and **biomass production** and to a lesser degree also on **nutrient cycling** (Fig. 3). Below we will illustrate the approach through a few examples

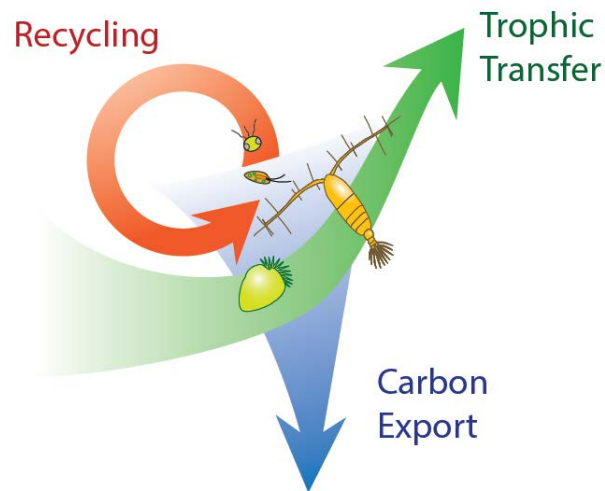


Fig. 3. Marine ecosystems can be viewed as networks through which energy (or organic matter) is channelled from its primary production in autotrophic unicellular organisms along one of 3 different pathways: (1) to higher trophic levels such as zooplankton, fish and marine mammals, (2) through a microbial loop that recycles much of its mineral content, or (3) into export to the deep oceans. The primary goal is to quantify how ecosystem functions such as carbon export, nutrient cycling, trophic transfer and biodiversity emerge from and relates to trait the composition of the community.

Biological processes **sequester carbon** through the action of the ‘biological pump’, perhaps one of the most important functions provided by marine ecosystems with regards global climate. Essentially, phytoplankton fix inorganic carbon in the surface of the ocean, a fraction of which is transported to the ocean interior through various processes: (i) the coagulation of small phytoplankton cells into rapidly sinking marine snow aggregates (Burd and Jackson 2009), (ii) through the consumption of phytoplankton by zooplankton and the subsequent excretion and rapid sinking of faecal pellets (Stamieszkin et al. 2015) or particle loaded mucus feeding webs (Lombard and Kiørboe 2010), and (iii) through diel and seasonal vertical migration of the zooplankton (Jónasdóttir et al. 2015). One of our ambitions is to develop a mechanistic, trait-based description of the biological pump, a development that would have far reaching implications for the modelling of the global carbon cycle. We know for instance, how the flux of marine snow can be estimated from the concentration and size distribution of the phytoplankton (Burd and Jackson 2009) that in turn, can be derived from trait-based models

(Follows et al 2007) or satellite observations (Boyce et al. 2015). The contribution of zooplankton to the biological pump depends strongly on their size: Larger zooplankton produce larger and faster sinking fecal pellets (Stamieszkin et al. 2015), they undertake deeper diel vertical migrations (Ohman and Romagnan 2016), thus bringing respired carbon to greater depths, and they hibernate at great depth in arctic areas, where they leave very significant amounts of inorganic carbon (Jónasdóttir et al. 2015). Thus, the size distribution of the zooplankton plays a pivotal role for the vertical material flux, and we can quantify all the component process from existing mechanistic studies by ourselves and others. The global pattern of the size distribution of zooplankton can be derived directly from our observation-based zooplankton trait biogeography (Brun et al. 2016a) or be predicted from trait-based model that we are developing (Hansen and Visser 2016). This way an important ecosystem function can be assessed from trait distributions, whether the latter are derived from mechanistic modelling, from observations and derived trait biogeography, or both.

Biomass production can mean various things, ranging from primary production to production of ecosystem components of particular interest, e.g., fish production. Energy predominantly enters ecosystems as carbon fixed by photosynthesis. This primary production is passed on to the next trophic levels through predation. Eventually energy reaches the higher trophic levels that are of most interest to human consumption: fish and larger crustaceans. Three aspects of production have our attention: *i)* The widespread occurrence of mixotrophy increases the efficiency of trophic energy transfer between the primary and secondary production (Ward and Follows 2016) – how will this efficiency depend on the degree to which organisms invest in mixotrophy vs. phototrophy? *ii)* The production of energy towards higher trophic levels can either occur efficiently via the short grazing food chain or inefficiently via a longer food web. The conditions that favours either mode are qualitatively understood (Kiørboe 1993), but a generic model-based understanding is lacking. *iii)* The fisheries production of higher trophic levels depends on the trait composition of fish communities, on their resilience to fishing, and on whether they rely on energy from pelagic or benthic production. These three aspects of production can be explored via observed trait distributions or by trait-based modelling.

Nutrient cycling in the euphotic zone helps maintain a high biomass of living organisms in the upper ocean. This function is largely carried out by an extensive microbial community (Azam and Worden 2004; Falkowski et al. 2008) that lives off the discards of the trophic chain from primary producers to zooplankton and to fish. These discards include dissolved organic material, faecal pellets and aggregates of detrital material that rains from the surface ocean and carry with them a fraction of the vital nutrients required by primary producers. The rate at which the microbial community breaks down dead organic material and converts it to mineral nutrients determines in a large part, the efficiency of the biological pump as well as the trophic transfer efficiency to higher trophic levels. Nutrient cycling is thus a vital process in the context of carbon sequestration and production of harvestable biomass. We will develop microbial community models that can describe the breakdown and recycling of organic matter by bacteria.

WP3: Ecosystem responses to perturbations

Marine ecosystems are constantly subject to a variety of perturbations such as changes in the physical environment, or the removal or addition of organisms (e.g. invasions, harvesting, extinctions). Our overriding aim here is to use the trait-based approach to address how ecosystems respond to such perturbations. Our work will primarily focus on perturbations related to global change, in particular climate change and the effects of harvesting. The individual organism may respond to a perturbation by altered physiological rates (e.g. increased rates in a warmer ocean), by increased mortality (e.g. under fishing), or by adaptation through changes in behaviour or investments in different functions. The ecosystems response may be observed as a reduction or even loss of certain traits and, hence, functions. Other traits may take over through colonization or even invasion, thereby potentially giving rise to alternative ecosystem functions. While investigating some specific key processes at the organismal level, the overarching goal is to understand system responses and implications to ecosystem functions. We will explore these and related issues through a combination of experiments and modelling.

Trait-based models are a potent tool to examine how marine ecosystems may respond to change. Standard ecological models implicitly assume that the perturbed system contain the same species with the same adaptations as in the unperturbed system. Trait-based models are free from these constraints; the models allow all trait-combinations and adaptations to occur in the perturbed system, subject only to the constraints laid down in the trade-offs. While the trait-based models do not predict the extinction or invasion of specific species, they provide credible predictions of how the trait distribution changes, i.e., which types of species will benefit or suffer under a perturbation. In this way trait-based models provide credible assessment of the future state of marine ecosystems.

Perturbations are introduced into the models as changes in the forcing. Climate change, for example, can be imposed on optimization models as changes in the ambient temperature (Shuter 1979; Toseland et al. 2013a), in larger dynamical models by changes in temperature and mixing, or in global circulation models by IPCC scenarios of climate change (Follows and Dutkiewicz 2011). The effects of fishing are imposed simply as elevated mortalities.

The **global warming** of the oceans have already had measurable effects on the spatial distribution of species that are reported to move mainly pole-wards (Cheung et al. 2013; Pinsky et al. 2013). This does not immediately imply a change in ecosystem function since the biogeography of traits may change (or not) independent of changes in species biogeography (Zhang et al. 2016). Some organisms may be able to adapt to higher temperatures over multiple generations by changing their temperature reaction norms (Dam 2013; Padfield et al. 2016) preventing a geographical relocation of those organisms. However, different traits or processes, such as photosynthesis, metabolism, and feeding rates may scale differently with temperature (Wilken et al. 2013; Toseland et al. 2013b), both at the individual level and at the community level, thus changing ecosystem function in non-trivial ways in response to changes in temperature. For example, photosynthesis appears to be less dependent on temperature than

phagotrophy among aquatic eukaryotes, implying potential changes in food web structure with changes in temperature (Rose and Caron 2007). Anthropogenic greenhouse gas emissions are simultaneously warming and acidifying the oceans (Kirtman et al. 2013). While temperature affects all biological processes (but not at the same rate), ocean acidification primarily affects the rate of photosynthesis through increased availability of inorganic carbon, as well as the precipitation of calcium carbonate in, e.g., calcifying algae (Rost et al. 2008; Kroeker et al. 2010). Increased availability of inorganic carbon may favour diazotrophs that engage in energy-expensive N_2 -fixation, thus causing changes not only to the carbon – but also the nitrogen – mass balance (Eichner et al. 2014). Further, climate change may imply a higher frequency of extreme events (e.g., oxygen depletion, heat waves, freshwater waves; Cheng et al. 2016; Hobday et al. 2016), and impact the structure of ecosystems and their biogeochemical functions in a different way than the more gradual changes in the average environmental conditions, as documented for terrestrial but not marine system (e.g., Easterling et al. 2000). The aspects of climate change dealt with in several of our proposed project, and the focus on climate change, will be a large theme in the next phase of the centre.

Fishery is probably the largest perturbation of most marine ecosystems. Fishing profoundly affects the demography and resilience of fish stocks, it induces an evolutionary response (Jørgensen et al. 2007), and it leads to trophic cascades that affect the entire ecosystem beyond the fish (Daan et al. 2005). Within that context there is a need to make credible impact assessments of fishing and identify the strategies that balance the trade-offs of food production, profit, and conservation of biodiversity. This is particularly relevant for a large part of the world's oceans for which only limited data exist and which are not covered by the complex analytical stock assessment used in the western world. The trait-based model that we have developed in the first part of the Centre has proven to be successful in particular in data-poor regions. We will continue to develop and apply our trait-based fish community model to predict the effects of fishing and participate in the contemporary debate on the global effects of fisheries.

Finally, **biological invasions** in the marine environment is one of the greatest contemporary drivers of ecosystem change (Vermeij 1991; Edelist et al. 2013; Giakoumi et al. 2016). Shipping redistributes species around the globe, and species translocations are steadily increasing worldwide (Butchart et al. 2010), and much faster than the natural rate at which invasions occur. The ability of marine organisms to colonize and thrive in a new environment depends on the way their traits interact with the trait distribution of the invaded ecosystem (Elton 1958; Vermeij 1991; Kolar and Lodge 2001). Importantly, invasiveness is central for predicting how marine communities will assemble under climate change and the study of invasive species can thus provide fundamental insights in ecosystem structure and function (Sax et al. 2007). Here we ask: What are the key invasion traits for different life forms, and can we predict the effects of invasions on ecosystem structure and function?



Polar bears finally migrate to Antarctica

METHODS: THE TRAIT-BASED TOOLBOX

The methods used within the three components of the trait based approach will partly be further developments of methods used during the past 5 years, but we will also harness new approaches. Here, we focus on new methods, while ‘old’ methods described in the original proposal and the 5-year report will be only briefly mentioned.

Theme I: The individual

The focus will here be on (i) quantifying resource acquisition and defence trade-offs mainly in unicellular organism (WP1) and (ii) on adaptive responses of individual organisms to gradual and abrupt environmental changes (temperature, pH) (WP3).

Defence trade-offs in unicellular eukaryotes will be examined by utilizing the feature that many defences are inducible. That is, they are expressed more strongly in the presence of predators and typically in response to chemical cues. Recently discovered molecules exuded by copepods, known as copopodamids, or solutes from other grazers can induce a large variety of defences in their phytoplankton prey, ranging from toxin production and increased shell thickness to swimming activity and colony formation (Pondaven et al. 2007; Selander et al. 2011, 2015). This offers an experimentally accessible means to quantify both the efficiency (how much is grazing mortality reduced) and the cost of the defence (e.g., how much is the growth rate reduced) as well as the environmental dependency of the trade-off. We will also approach the defence trade-off through resource allocation optimality modelling, much the same way as we have quantified the trade-offs associated mixotrophy (Chakraborty et al. 2016b). By examining a variety defence mechanisms we hope to be able to extract

more general rules to quantify trade-offs that transcend taxa and maybe even defence mechanism and that will make the results more useful for the modelling (Theme II).

To explore *resource acquisition trade-offs* in heterotrophic unicellular organisms we will apply the approach we developed to examine this trade-off in zooplankton. Resource acquisition efficiency (feeding efficiency) in representative phagotrophic protists with different feeding strategies will be quantified from visualizations of feeding currents using micro-Particle Image velocimetry that we have developed for this application (Nielsen and Kiørboe 2015) as well as by novel micro holography. The associated predation risk will be evaluated from fluid disturbances generated by feeding organisms, generalized by fluid mechanical modelling, and tested in simple incubation experiments. Again, by exploring in detail the mechanism in selected forms we hope to be able to generalize the findings in simple ‘rules’ much as we have done for zooplankton.

The work on resource acquisition *trade-offs in diazotrophs* (nitrogen fixing organisms) will again combine experimental and modelling approaches. We will use data on bacterial growth and nitrogen fixation in continuous seawater cultures with cultivated strains of diazotrophs (Farnelid et al. 2014) to constrain a trait-based model at the single-cell level. We will adapt and develop a recent model on a soil diazotroph (Inomura et al. 2016) to marine diazotrophs, and use the model to analyze key environmental drivers of nitrogen fixation: concentrations of carbon substrate, reduced nitrogen and oxygen (Bombar et al. 2016). The idea is that this gained mechanistic understanding of the autecology of diazotrophs will facilitate prediction of nitrogen fixation at micro- and macro-scales in the marine environment. This information is essential for our understanding of marine nitrogen cycling and, consequently, a prerequisite for any prediction of overall ocean productivity, from bacteria to fish production.

We will in addition develop and use *trait-data bases* to test the general validity of the trade-offs identified through experimentation and modelling and to identify (other) trade-offs. A trait-data base is simply a table with a list of species that are each characterized by a number of trait (values), e.g. their size, resource acquisition mode, maximum feeding rate, etc. Positive correlations between traits offer a means to simplify a trait-based description (two or more inter-correlated traits can be combined in a composite trait), and negative correlations suggest trade-offs that may be further explored and quantified through experimentation or optimality modelling. Traits that separate invasive from non-invasive species may be identified as ‘invasion’ traits. Trait data bases are also essential in the development of trait biogeographies (Theme III, see below). Trait databases of variable quality exist for some marine groups, e.g. phytoplankton (Bruggeman et al. 2009; Edwards et al. 2015), corals (Madin et al. 2016), copepods (Brun et al. 2016a), and fish (Froese and Pauly 2015), and for selected life-form-transcending traits (Hirst and Kiørboe 2014; Kiørboe and Hirst 2014; Horne et al. 2016; Neuheimer et al. 2016). However, to constantly expand and improve the quality of these data bases is a community effort to which we will continue to contribute. Some of the existing trait data-bases include properties that are not really traits, and traits that have no immediate and obvious significance for the fitness of

the organism. Traits have often been selected because they are easy to measure. Thus, a particular challenge is to obtain traits that are both relevant and measurable; or measurable proxies of relevant traits (e.g., ‘myelination’ in copepods, which is a good proxy for the ability to escape predators). We will expand with further species and traits by trawling the literature for information, a boring but important and rewarding task.

The *adaptation to changing temperatures* will be quantified through the incubation of organisms during many generations in different temperature regimes and examine how and whether their temperature reaction norm changes. This is feasible mainly for organisms with short generation times such as bacteria and phytoplankton, which has provided an understanding of the mechanisms governing the potential for adaptation (Dam 2013; Padfield et al. 2016). We will use copepods as multicellular model organisms because of their relatively short generation times that allow us to experimentally examine the potential for evolutionary adaptation on short time scales. Also, we can revive former population of copepods by hatching eggs of known age from the sediment where they have been dormant for up to many decades, and thus examine changes in reaction norms of natural populations along known changes in the temperature of the sampling location. And we can examine the genetic underpinning of any changes by molecular approaches, thus potentially allowing some more general insights in adaptation potential that may help explain and predict changes in biogeography. Individuals’ adaptation to higher or lower temperature will also be explored through optimality modelling: how will resource allocation change when different fundamental processes scale differently with temperature and how does this change the environmental dependency of the fitness of the organism? Examples include mixotrophs and diazotrophs, where investment in machineries for phagotrophy, phototrophy, and diazotrophy may change differently with temperature and availability of inorganic carbon.

Tolerance and response of plankton organisms to *multiple stressors*, particularly temperature and pH will be examined in simple incubation experiments, and tolerance to *abrupt changes* in temperature in the context of ‘extreme events’ will be examined experimentally by our collaborators (ETH, Zürich). The scope is the identification of ‘tolerance traits’.

Theme II: Individuals to trait distributions and community structure

The trait-based approach allows us to mathematically describe the complex interactions that shape real communities, to make predictions of how traits are distributed in nature, and to predict community structure and function. This capability builds from the individual (Theme I) that can be viewed mathematically as a point in multidimensional trait space, and a given community structure can be viewed as a density function within the same trait space (Bruggeman and Kooijman 2007a). Given a mechanistic understanding of the risks and costs that specific trait combinations are subject to, a relatively simple mathematical expression can be written that describes the dynamics of the community in trait space (Cressman and Hofbauer 2005; Petchey et al. 2008).

Theme II aims to develop models based on the trade-offs established in Theme I (Fig 4). At the core of the models are the processes representing the fundamental vital rates: growth (through encounter, metabolism etc.), reproduction, and survival. What makes the model “trait-based” is the dependence of the vital rates upon the set of traits ϕ that describe individuals. How each vital rate depends on a trait embodies the trade-off for that trait. From the vital rates the fitness can be calculated using standard techniques, as described in the 5-year report, and in our publications, (Andersen et al. 2015a) for unstructured models and (Andersen et al. 2016) for structured models.

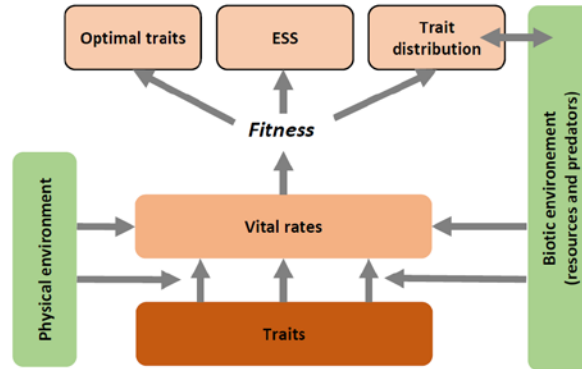


Fig. 4. The trait-based modelling toolbox. Vital rates (e.g. growth, mortality) are determined by the traits of the organism in concert with the biotic and abiotic environment. These rates in turn determine the Darwinian fitness of the organism, i.e., the lifetime reproductive success. This allows prediction of optimal traits, evolutionary stable trait distributions (EES), or the dynamics of trait distributions.

The calculation of fitness forms the basis of three modelling approaches: *i*) fitness optimization; which trait combination results in the maximum fitness in a given environment (Fig. 5) (see 5-year report for a discussion of limitations), *ii*) adaptive dynamics to find the evolutionary stable strategy, and *iii*) fully dynamic models of the entire **trait distribution** $N(t, \phi)$ that specifies how the abundance of individuals as a function of their traits change over time.

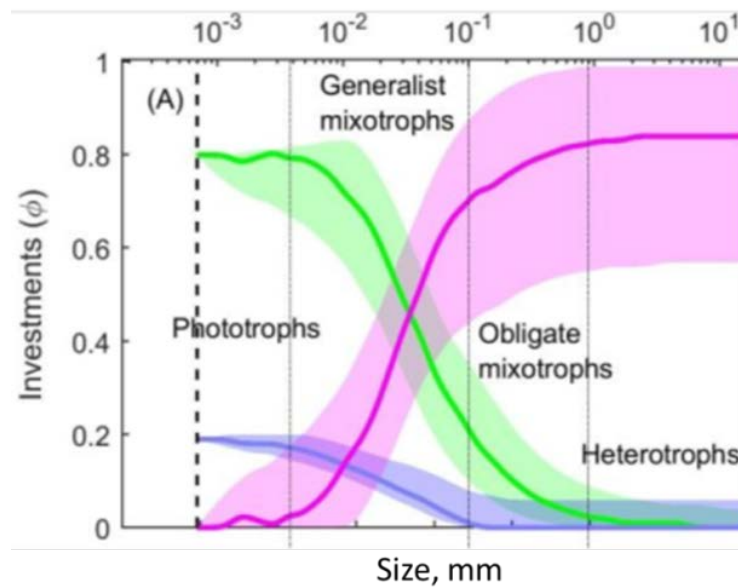


Fig. 5. Example of output from an optimization model. Optimal investments in resource acquisition traits: phototrophy (green), nutrient uptake (blue) and phagotrophy (magenta) as a function of cell size (Chakraborty et al. 2016b)

Supplementing these three approaches to trait-based modelling established during the first period, we will develop two additional approaches:

Dynamic optimization: Models with several trait dimensions become computationally heavy to resolve. To overcome this, we only resolve one trait dimension explicitly, e.g. body size, while other traits are assumed to adjust continuously to their optimal value. The utility of this approximation is based on the observation by Terseleer et al. (2014) and Falster et al. (2015) that the peak of emergent trait distribution often are very close to the optimum predicted by simple optimization.

Hybrid modelling: The Holy Grail in ecosystem modelling is the generation of so-called ‘end-to-end’ models. That is, models that describe the entire ecosystem from primary producers and bacteria to fish and mammals, all embedded in a physical setting (Rose et al. 2010). This is also the ideal long-term goal of trait-based modelling. However, there are several challenges in such an endeavour. First of all, model robustness and predictive capability decreases with model complexity. The trait-based trophic models that we have produced so far consider only few trophic levels, e.g., fish communities with internal predation (e.g. Andersen et al. 2016c) or models considering only phytoplankton and zooplankton in a physical setting (Mariani et al. 2013). A short-cut to produce simpler models that none-the-less produce robust results, is to use observations of drivers or trait distributions at one trophic level to make predictions of trait distributions at the next trophic level(s). An example of this is the simple multi-trophic level trait based model describing the ecosystem in a physical setting from phytoplankton to zooplankton to fish and jellyfish that we have developed (Schnedler-Meyer et al. 2016). The model allows analytical solutions and provides fundamental insights in mechanism.

However, to predict the global distribution of the susceptibility of ecosystems to outbreaks of jellyfish blooms, we use observed rather than modelled distributions of phytoplankton (Fig. 5). We use this approach also to predict the global size distribution of zooplankton from satellite-observed global biomass and size distributions of phytoplankton from a simple trait-based model (work in progress), and see many more applications of this short-cut to make robust predictions of trait distributions.

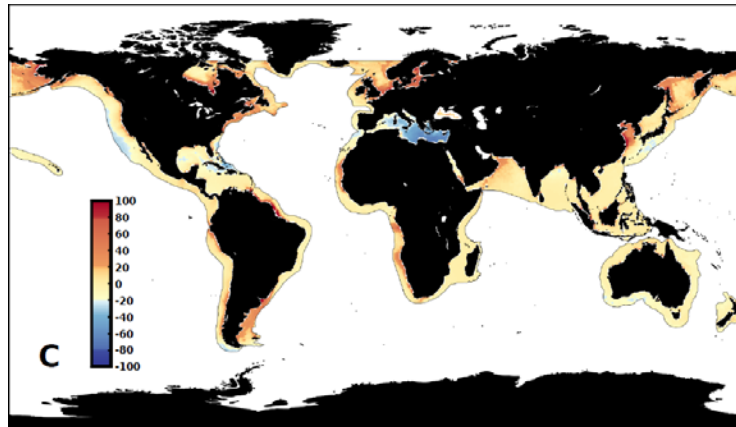


Fig. 6. Example of a ‘hybrid-model’ to predict the global distribution of the susceptibility of coastal ecosystems to jellyfish dominance, expressed as an index between -100 to +100. A simple ‘end-to-end’ model is used to understand mechanisms, but a simpler model driven by observed rather than modelled phytoplankton distribution is used in the actual prediction. From (Schnedler-Meyer et al. 2016).

These two examples also demonstrate how predicted trait distributions can be used to assess ecosystem function: The jellyfish example directly predicts an ecosystem function (the susceptibility to eutrophication and fishing of the system to flip to jellyfish dominance), and the global zooplankton size distribution can be used to quantify an important component of the ‘biological pump’, as exemplified in the previous.

Model systems

The models need to be embedded in a model system that describes the environment, e.g., nutrient dynamics, light, and/or advection and mixing. We use several systems depending on the application. Three approaches of increasing complexity will be used:

- 1) A 0-dimensional chemostat model that represents the dynamics of the upper mixed layer of the ocean. The model is forced by light variation as given by latitude and by influx of nutrients from the deep ocean. The model is a modified version of the classic “Evans and Parslow” model (Evans and Parslow 1985).
- 2) A 1-dimensional water column model that represents the entire water column in a location. The model is forced by light, wind stress and tides. The physics in the model – light, temperature and turbulence – is described by the General Ocean Turbulence Model (GOTM) system (Burchard et al. 2006).

- 3) A 3-dimensional Global Circulation Model (GCM), representing the global distribution of physics (temperature, turbulence and salinity), bio-geochemistry (macro- and micronutrients), and possibly primary and secondary production models. We have access to GCMs through collaborations with the MIT Darwin group (Mick Follows and Stephanie Dutkiewicz) and with the NOAA Geophysical Fluid Dynamics Laboratory (Charles Stock).

Theme III: Trait distributions in nature

The fundamental test of our trait-based approach is to confront our theoretical predictions (via Themes I and II) with observations from nature (Theme III). The general aim here is to i) extract and document patterns of the temporal and spatial distribution of key traits in nature, ii) to indicate potential trade-offs, iii) inspire mechanistic descriptions and iv) to test and verify model predictions.

The description of trait distributions in nature and how they vary in time and space is conceptually simple but may be challenging in practice. In general, the idea is simply to combine observational data describing the spatio-temporal distribution of species with trait data bases that lists the traits of each species to generate trait distributions at the level of communities. Spatial trait distributions can be considered ‘trait biogeographies’, akin to traditional species biogeographies. We have already successfully used this approach to produce the first copepod and fish trait biogeographies (see 5-year report). The challenges in this approach include the availability and quality of relevant data bases and the application of relevant statistical tools to fill gaps in the observations and relate traits to environmental variables. There are several global and local species data-bases (e.g. FishBase Froese and Pauly 2015) and national and international programs (e.g. the Continuous Plankton Recorder Survey; the CalCofi program) describing the spatio-temporal distribution of species. In contrast to species databases, there are much fewer good trait databases available and we will thus continue to develop high quality trait data bases, as discussed above.

Even the best databases do not allow complete global trait biogeographies, and empirical modelling approaches are required to fill spatio-temporal gaps. The most successful of these approaches thus far involves the application of empirical environmental trait distribution models with spatial autocorrelation terms (Brun et al. 2016b). Also, we focus on the most important traits – or proxies of these – that are direct concrete realizations of our core traits: body size, resource acquisition and defence. In these models, knowledge on the relationships between a trait and the environment gathered in themes I and II is expressed in formal statistical terms. The values of a given trait observed in time and space are then used to parameterize a model describing their distribution as a function of the environment (e.g. temperature, salinity, nutrient concentrations), and a spatial auto-correlation term is used to allow for local deviations from the model and absorb the effect of variables that cannot be included directly in the model. The parameterized model is then used to extrapolate the expected value of the traits into regions where observations are missing based on the environmental conditions found there, thereby filling the gaps in the most appropriate manner (e.g., Fig. 7). These approaches also have

the added bonus that they reveal relationships between trait distributions explicitly. Furthermore, being steeped in a rigorous statistical framework, such approaches allow for formal hypothesis testing to be performed.

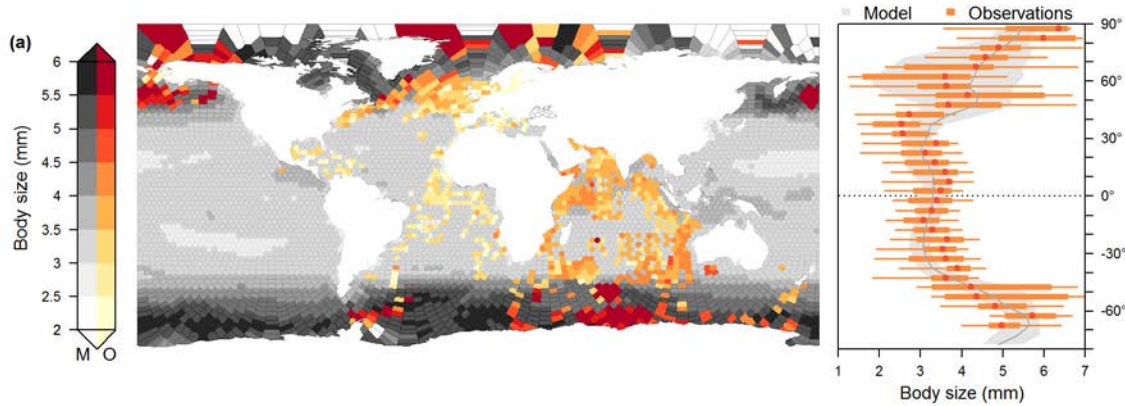


Figure 7: Global distributions of copepod community-mean body size. Coloured polygons are data-based estimates; polygons in grey scales are predictions with the environmental models. The panels on the right show trait distributions per latitude (Brun et al. 2016b).

Another way of combining species and trait databases with environmental variables is the so-called 4th corner approach. From a methodological point of view, this requires methods capable of linking three data matrix tables to jointly investigate the unknown 4th corner (i.e., the trait-environment table) (Fig. 8): a table L with abundance or presence-absence values for species at a series of sites, a table R with variables describing the environmental conditions of the sites, and a table Q containing “response traits” of the species. We will investigate the trait-environment relationship using RLQ-analysis, a recently modified multivariate technique that provides ordination scores to summarize the joint structure among the three tables, as well as the 4th corner method that primarily tests single trait-environment relationships at a time (Dray et al. 2014).

Finally, we will use advanced hierarchical random effect models, based on the generalized linear mixed model (GLMM) framework, that have recently been introduced to examine the relationship between (terrestrial) plant traits and the environment (Pollock et al. 2012; Jamil et al. 2013). These approaches allow us to model relative abundances or the probability of occurrence of a species at a given site as a function of its traits, the environmental variables, and the interaction between traits and environments, representing the trait-environment relationship.

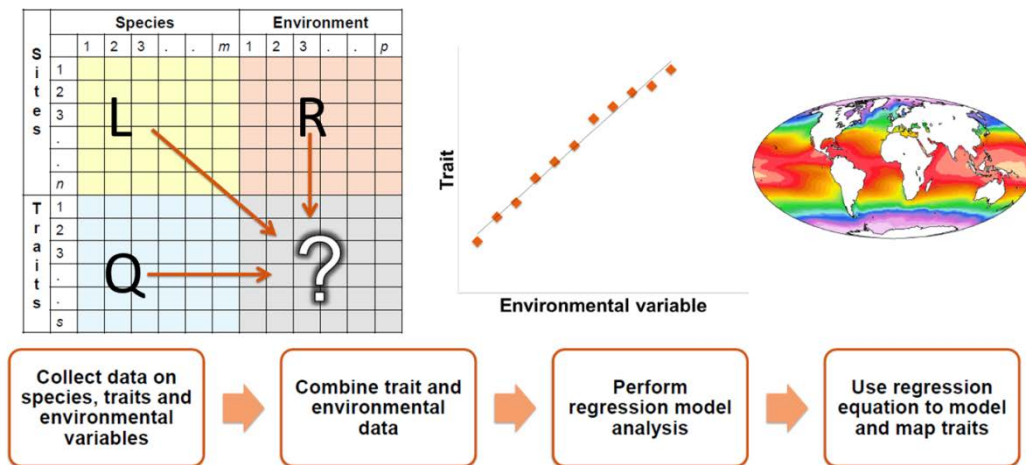


Fig. 8. A schematic representation of the so-called 4th corner problem, in this case illustrated by the unknown relationship between traits and the environment (denoted by a question mark). Resolving this issue requires methods capable of linking three data matrix tables to jointly investigate the trait-environment table; namely a table **L** with abundance or presence–absence values for species at a series of sites, a table **R** with variables describing the environmental conditions of the sites, and a table **Q** containing traits of the species. After having identified the key traits responding to these drivers, as well as described their functional relationships (e.g., through regressions), the models can be used to map current or future trait distributions.

WORK PLAN

Appendix 1 provides outlines of concrete projects that together describe the actual work contents of the Centre. The realization of individual projects depends on the availability and interests of qualified candidates, and we do not expect that all projects will necessarily be realized. Also, some new projects may become relevant as the work progresses, while others may indicate “spin-off” projects. The lesson from the past 5 years is that one often cannot successfully force candidates to conduct a very specific project unless s/he is enthusiastic about it, and so there is a weak conflict between academic freedom and training on the one hand and the obligation to pursue a very specific goal on the other. We prioritize scientific creativity and talent over very specific skills, and will balance the above conflict in our selection of candidates such that the overarching goals of the Centre are reached through the work of enthusiastic candidates without necessarily realizing all the projects described.

Nevertheless, an outline work plan that describes the division of time and effort between work packages and projects can be constructed as a starting point. The plan distinguishes between projects that we consider highly likely to be realized (yellow), and projects that are likely to be realized (blue):

Workpackage\Year		1	2	3	4	5
WP1: Defence and resource acquisition trade-offs						
Costs and benefits of defence in diatoms	1.1					
Chemical defence trade-offs in phytoplankton	1.2					
Risk versus resource acquisition in heterotrophic nanoflagellates	1.3					
Trade-offs of microbial N ₂ fixation	1.4					
Trade-offs of bacterial resource acquisition	1.5					
Defence traits in benthos	1.6					
Optimal defence strategies	1.7					
Pattern formation by resource acquisition and defence trait interactions	1.8					
End-to-end model of planktonic life in the ocean	1.9					
WP2: Community trait assemblages and ecosystem function						
Bacteria traits and the recycling of organic matter	2.1					
Vertical migration, predator-prey games and emerging trophic interactions	2.2					
The carbon pump: zooplankton contribution	2.3					
Global model of fish production and benthic-pelagic coupling	2.4					
Biomass production across trophic levels	2.5					
Macro-scale biogeochemical fluxes across trophic levels	2.6					
WP3: Fish						
Temperature and the vital rates of plankton communities	3.1					
Effects of temperature and ocean acidification on marine primary producers	3.2					
Plasticity of temperature adaptation in copepods	3.3					
Response of fish physiology to climate change	3.4					
Projecting climate change impacts on plankton communities	3.5					
Testing long-term changes in trait distributions under global change	3.6					
Food-web response to climate change	3.7					
Consequences of human perturbations on fish communities	3.8					
Operationalize size-spectrum models of fish communities	3.9					
Invasion ecology in marine ecosystems	3.1					
WP7: Management & Outreach						
Management and leadership	4.1					
Visiting Scientist Centre						
Courses, workshops	4.2					

ORGANIZATION, MANAGEMENT, AND RESEARCH GROUP

The central challenges for the Centre management is to align the effort across a broad range of scientific disciplines, several institutes, and two universities towards the overarching goals of the Centre. The interdisciplinary nature of the PI group requires that the central management has scientific credibility across disciplines to make respected decisions about e.g. hires. The cross-institutional nature requires a central management that can act independently on a daily basis. We have gained experience in managing all of these challenges during the past 5 years, and have been successful in most aspects. We, therefore, make only slight changes to the management structure and base these on our past experiences. We will implement a three-level management structure:

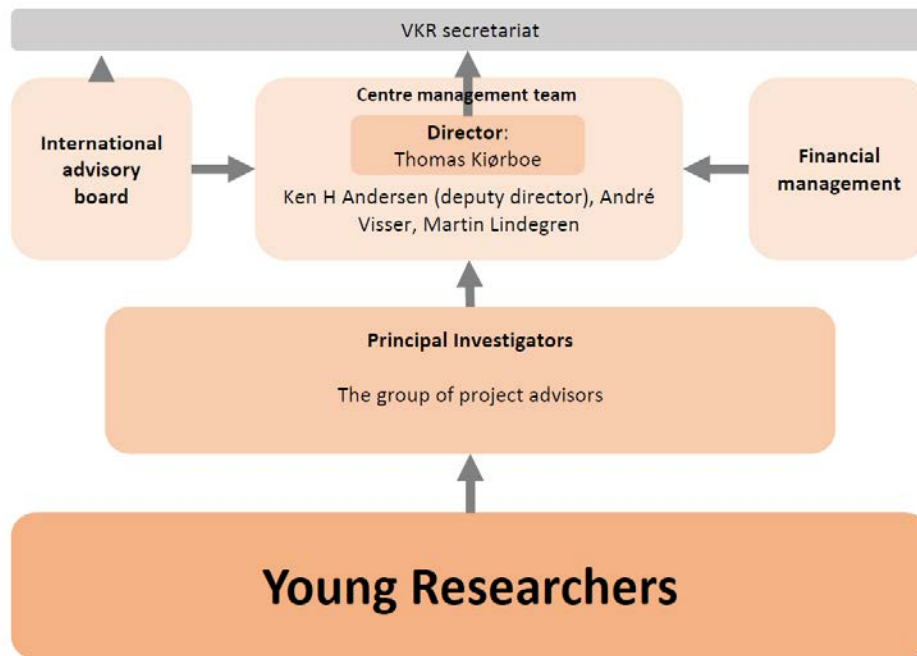


Fig. 9. Schematic outline of the structure of Centre management

The management team is led by the director Thomas Kiørboe supported by deputy director Ken H Andersen. The team is supplemented by André W. Visser and Martin Lindegren, all from DTU Aqua. All members of the management team are trend-setting researchers within marine ecology but each comes from different disciplinary backgrounds: TK is an experimental oriented marine biologist; KHA comes from theoretical physics but has established himself as a theoretical ecologist; AWV is trained as a physical oceanographer and has experience in integrating biology and ecology with physics; ML works in the field of statistical marine biology. The expertise in the group represents the full range of disciplines involved in the Centre. Decisions about hires of PhDs and post docs are taken by the management team in consultation with the PI group, in particular potential supervisors. In case of disagreement in the management team the director has the final decision. The members of the management team are responsible for the daily scientific management: weekly meetings, annual meetings, ad hoc working groups, etc. (details given below in “implementation”).

The Principal Investigator group, including the management team, consists of the scientists that are responsible for the young researchers. The group consists of scientists from 4 university departments at two universities (DTU, KU) and includes biologists, mathematicians, chemists, physicists, as well as engineers and so is truly interdisciplinary. As the pool of young researchers changes with new hires and finishing PhD, so does the PI group. Initially, the group is made up of those responsible for a project description (see CVs in Appendix 2): A. Andersen (Physics), C. Stedmon (Chemistry), M. P. Sørensen (Mathematics), P. Mariani (Environmental Science), N.G. Andersen (Physiology), L. Riemann (Microbiology), U.H. Thygesen (Mathematics), B. MacKenzie (Fisheries Oceanography), P.J. Hansen

(Plankton ecology), J. Hemmer Hansen (Population genetics), S.J. Sigrunsdottir (Plankton ecology), M. Payne (Chemical engineering), and M.S. Wisz (Macro-ecology). The PIs are responsible for supervising and overseeing the scientific progress and well-being of their assigned young researchers and for co-supervising other young researchers. In this capacity they are expected to inform the management team of irregularities, significant delays, or other aspects relevant to the Centre.

The young researchers form the bulk of the Centre and are doing the bulk of actual research: master students, PhD students, and post docs. Each young researcher is formally associated with the institute where their PI supervisor is employed. The young researchers are primarily responsible for the progress of their scientific project within the Centre. They are also expected to be involved in the supervision or realization of other relevant project – this is particular relevant for the more senior young researchers (post docs), but we expect PhD students to help supervise MSc and bachelor projects. Further, the young researchers contribute to the practical work: they are giving presentations during weekly, annual, and ad hoc working group meetings (see Implementation), they provide peer feedback to other young researchers, and assist with practical organization of annual meetings and scientific workshops. Finally, the young researchers participate in the scientific environment at their institute – in this way they are anchored in their core scientific discipline and thereby distribute knowledge of the work in the Centre throughout the Danish research landscape.

The Centre management is supported by an international advisory board. The board plays the dual role of providing advice to the management team, and independent contact to the VKR secretariat. In the latter capacity they provide short reports to the VKR secretariat, as requested. Further, the board acts as a network that assists in spreading information about open positions and workshops and provides feedback to individual young researchers during the annual meeting. We plan some changes to our board and have assembled a group that reflects the cross-disciplinary nature of the Centre and its novel focus. Further, we have emphasized a mix of experienced and younger researchers – it is our experience that younger researchers are more actively engaged in the Centre's work. So far, the following scientists have been invited and have accepted to serve on the board (pending approval from the Villum Foundation): Øyvind Fiksen (Univ. Bergen; theoretical marine ecology, <http://bio.uib.no/modelling/of/>), Andrew Barton (plankton ecology and trait-based modelling, <https://scripps.ucsd.edu/profiles/adbarton>), Elena Litchman (Univ. of Michigan; plankton ecology, <http://preston.kbs.msu.edu/>), Stephanie Dutkiewicz (MIT; numerical modelling of biogeochemical cycles, <http://ocean.mit.edu/~stephd/>), Mick Follows (MIT; trait based approaches and numerical modelling, <https://eapsweb.mit.edu/people/mick>), Adam Martiny (Univ. of California; experimental marine microbiology, <http://www.ess.uci.edu/researchgrp/amartiny/adam-martiny-lab>), Simon Jennings (CEFAS, UK; marine ecology, with a focus on fish and fisheries management, <https://www.uea.ac.uk/environmental-sciences/people/profile/simon-jennings>), Charlie Stock (NOAA; global numerical modelling, <https://www.gfdl.noaa.gov/charles-stock-homepage/>).

Centre for Ocean Life

Financial management is provided by the DTU central economy centre which allocates a person to follow and report the project. Decisions on allocation of funds are taken by the director in consultation with the management team. The director reports on the state of financial affairs at the annual meeting and in particular on the possibilities for new hires during the coming year.

DTU provides support for the Centre from the international office. In a Centre with a strong influx of international young researchers and visitors their support on matters of immigration, housing and other matters of relevance to non-Danish citizens is indispensable.

BUDGET

			Total all years			VKR expenses per year							
			From VKR			From VKR					co-financing other sources		
			1000 DKK			1000 DKK					1000 DKK		
	#	man-month	Salaries	Other exp	Total	2018	2019	2020	2021	2022	VIP salaries	VIP salaries	Total
WP1: defense trade-offs													
PhD students 2018	2	72	2,385		2,385	760	776	849					2,385
PhD students 2019	1	36	1,216		1,216		388	396	433				1,216
PhD students 2020	1	36	1,240		1,240			396	403	441			1,240
Tuition fee					960	160	240	320	160	80			960
Post docs	2	60	2,641		2,641	514	1,048	535	545				2,641
Technician (lab and workshop)	0.5	30	741		741	142	145	148	151	154			741
Travel(20.000 per project/year)	6			340	340	60	100	100	60	20			340
Consumables				250	250	50	50	50	50	50			250
Professor		15									1,125		1,125
Other VIP		15									900		900
WP2: Ecosystem function													
PhD students 2018	2	72	2,385		2,385	760	776	849					1,192
PhD students 2019	1	36	1,216		1,216		388	396	433				1,216
PhD students 2020	1	36	1,240		1,240			396	403	441			2,481
Tuition fee					960	160	240	320	160	80			960
Post docs	2	48	2,160		2,160		524	535	545	556			2,160
Post doc other source	1	24										1,080	1,080
Technician (lab and workshop)		0											0
Travel(20.000 per project/year)	4			320	320	40	80	100	60	40			320
consumables				75	75	15	15	15	15	15			75
Professor		15									1,125		1,125
Other VIP		15									900		900
WP3: Global change													
PhD students 2018	1	36	1,192		1,192	380	388	424					1,192
PhD students 2019	2	72	2,432		2,432		776	791	865				1,216
PhD students 2020	1	36	1,240		1,240			396	403	441			2,481
Tuition fee					960	80	240	320	240	80			960
Post docs	2	48	2,160		2,160		524	535	545	556			2,160
Post doc other source	1	24										1,080	1,080
Technician (lab and workshop)		0											0
Travel(20.000 per project/year)	3			320	320	20	80	100	80	40			320
Consumables				75	75	15	15	15	15	15			75
Professor		15									1,125		1,125
Other VIP		15									900		900
WP4: Management and outreach													
Project management and administration		30	2,464		2,464	473	483	492	502	512			2,464
Publication costs				200	200	40	40	40	40	40			200
Visiting scientist Centre				200	200	40	40	40	40	40			200
Annual retreats				300	300	60	60	60	60	60			300
Purchase of data (CPR)				125	125	25	25	25	25	25	125		250
Summer School				150	150		150						100
Social activities				50	50	10	10	10	10	10			50
Use of new labs and advanced equipment											5,000		5,000
Total			24,713	2,405	29,998	3,805	7,599	8,649	6,245	3,698	11,200	2,160	43,380

IMPLEMENTATION AND EDUCATION

Centre for Ocean Life is an inherently multidisciplinary effort. In this respect the central challenge for success is to foster collaboration between young researchers and PIs from different disciplines. This challenge is accentuated by our ambition to educate the next generation of quantitative marine ecologists, with a focus on both *quantitative* and *ecology*. This means exposing young researchers with a classic biology background to mathematical modelling and those with a “hard” natural science background to the perplexing complexity of the living nature. Realizing both aims requires a common language to create insight and respect across disciplines. This insight permeates our implementation, from hiring strategy and supervision, over joint projects, to organized meetings and social activities.

Hiring strategy: We want to hire the most talented young researchers. We therefore favour open calls for positions but also head-hunt candidates through our networks. We then develop a project with the prospective candidates based on their skills and interests. In this respect, our formulated project outlines (Appendix 1) serve as inspiration and starting points for defining actual projects. Due attention is however paid to achieve a balance in the Centre between the three central themes and three focal areas, such that, taken together, the overarching aims of the Centre are fulfilled. For post docs we will prioritize a 2+1 year type of contract. We initially offer a two year position – it is our experience that it takes a while for post docs to get fully started partly because they carry some legacy work with them from their PhD that they need to finish, and partly because it takes time to adjust to a new topic. We will offer successful post docs a 1 year extension, typically already after the first year to avoid that they spend too much time looking for the next position.

Supervision: Each project has a main supervisor who oversees the scientific progress. The supervision is assisted by a co-supervising PI from a complementary discipline, again to ensure collaboration across disciplines. We further involve young researchers in relevant supervision to prepare them for the next steps in the career, i.e., PhD students in the supervision of master students and post docs in the supervision of PhD students. As a mandatory part of the PhD education in Denmark, students are expected to spend some time with another research group, and both students and post doc are therefore encouraged to stay and work with our international collaborators. Finally, PhD students are associated with a PhD school at their home institution through which mandatory course work etc. is organized.

Cross-cutting collaborative projects: In the first period of Ocean Life we have developed collaborative projects with great success. The first, ‘*Size in the Ocean*’, resulted in 6 high profile papers (see 5-year report). We are currently finalizing work on the second project, ‘*Seasons in the Ocean*’. The projects are coordinated by senior PIs but involve all young researchers and multiple seniors. Besides being scientific successes with high international exposure, these projects have shown to be immensely important for the cross-disciplinary integration and the sense of common purpose within the Centre. The reason is that the projects force the young researchers into actual work and direct

communication with other young researchers from different disciplines. One new concrete project is planned (*‘Defense in the ocean’*); we expect other topics to emerge during the period.

Meetings and social activities: The organized meeting activities in the Centre are: “Ocean Life” meetings, study groups and ad hoc working groups, annual meetings, and social activities.

The most important activity in the Centre is the weekly meetings. All young researchers in the Centre are required to be present, regardless of their institutional affiliation. The content of the meetings is discussions, typically organized around a young researchers’ presentation of scientific progress or ideas for future work. The meetings run in the spring and fall semesters and are formalized as an official PhD course to give PhD students credit for attendance.

Study groups and working groups involve people with shared interests. They may be continuous and organized around a broad topic, such as “trait-based modelling”, or ad hoc groups working towards a shared interest or collaborative project, such as “fish traits”. These groups do not necessarily have a cross-disciplinary aspect, but they ensure that young researchers obtain broader research experience than their own projects. It is also a means of mutual supervision, where students can share their often very different skills and help one another in the pursuit of their ‘personal’ projects

The annual retreats are a celebration of the years’ work, mostly revolving around presentation by young researchers. The meeting involves the entire Centre, young researchers and PIs, with attendance from the international advisory board and special invited international guests.

Finally, we are conscious of the importance of social activities, in particular among the young researchers coming from abroad. This supports them in the integration into a new culture and in the difficult phases of their work where progress is slow – very common among PhD students – and generally contributes to a positive and enthusiastic working environment. The Centre supports social activities that involve all young researchers, such as biannual barbecues or ad hoc outings, with or without PI attendance. These activities also serve as kernels for further self-organized activities.

Career development: Upon request from our young researchers we will implement an annual ‘career day’ where we invite possible future employers from industry and academia to inform on career possibilities and organise a workshop to discuss and explore career options.

DISSEMINATION AND OUTREACH

Dissemination of research results will be through (i) scientific publications and presentations at meetings and workshops; (ii) the organization of international workshop and conference sessions; (iii) summer schools; and (iv) public outreach.

Publications and presentations: The most important output from the Centre is in the form of scientific publications in international journals. We also encourage young researchers to attend

international meetings and workshops to present their work to get immediate feedback from their peers (other than their supervisors) and to help them establish their own international network

International workshops and conference sessions: As in the past 5 years, we will continue to organize international workshops and conference sessions. In particular, the biannual international workshops on ‘Trait-based approaches to Ocean Life’ will continue to be our main activity in this endeavour. These workshops have now been established as the international meeting place for scientists working in this discipline. The core organizing group includes our international board.

Summer schools: We will continue to organize and help teach international summer schools on topics relevant to the Centre, including a summer school on trait based approaches to ocean life.

Web site and social media: As till now we will maintain a web site that provides basic information about the Centre (who we are and what we are doing) and where we can publish ‘News’. We encourage young researchers to produce ‘pitch videos’ as part of the web site presentations of their research. We will also continue to be active on social media (Facebook, Twitter).

Public outreach: We consider public outreach as an important part of our missions for a number of reasons. First, researchers have an obligation to share their knowledge with the general public, and in these post-factual times, the dissemination of the scientific way of thinking and testing ideas seems more important than ever. Second, public outreach offers an important training opportunity for young researchers. Whatever their future career they need to be able to communicate complicated knowledge to non-experts, orally as well as in writing, and doing so also helps them to put their own (maybe nerdy) science into a larger context to make it interesting and relevant to lay people (and tax payers). We encourage the young researchers to write popular articles, give popular presentations, help organizing ‘open university’ days, and to produce material for our web site and social media platforms, etc. With the help of the communication officer at DTU Aqua we also organize training workshops in popular writing and presentations.

INTERNATIONAL COLLABORATION

Our international network is large and will be maintained through (i) the bi-annual international workshops on trait-based approaches and other international meeting activities, (ii) exchange of students and post docs with collaborating groups, (iii) collaboration on concrete projects (see commitment letters from most important collaborator in Appendix 4), and (iv) by maintaining a Scientist visitors Centre.

INFRASTRUCTURE

Experimental facilities are available at DTU Aqua and at University of Copenhagen (Marine biological laboratory). The facilities at the University of Copenhagen have just been updated and DTU Aqua will

move into brand new facilities (laboratories and offices) at the DTU main campus during spring 2017. In addition, all necessary equipment, cold rooms, culture facilities, etc. to conduct the planned experimental activities are available and of very high standard. The move of DTU Aqua to the main campus also bring the three DTU departments that participate in the Centre in closer vicinity, further

REFERENCES

- Andersen, K. H., D. L. Aksnes, T. Berge, Ø. Fiksen, and A. W. Visser. 2015a. Modelling emergent trophic strategies in plankton. *J. Plankton Res.* **37**: 862–868. doi:10.1093/plankt/fbv054
- Andersen, K. H., T. Berge, R. J. Gonçalves, and others. 2015b. Characteristic sizes of life in the oceans, from bacteria to whales. *Ann. Rev. Mar. Sci.* **8**: 1–25. doi:10.1146/annurev-marine-122414-034144
- Andersen, K. H., N. S. Jacobsen, and K. D. Farnsworth. 2016. The theoretical foundations for size spectrum models of fish communities. *Can. J. Fish. Aquat. Sci.* **73**: 575–588. doi:10.1139/cjfas-2015-0230
- Andersen, K. H., and M. Pedersen. 2010. Damped trophic cascades driven by fishing in model marine ecosystems. *Proc. R. Soc. London B* **277**: 795–802.
- Anderson, T. R. 2005. Plankton functional type modelling: Running before we can walk. *J. Plankton Res.* **27**: 1073–1081.
- Azam, F., and A. Z. Worden. 2004. Microbes, molecules, and marine ecosystems. *Science* (80-.). **303**: 1622–1624. doi:10.1126/science.1093892
- Banas, N. S. 2011. Adding complex trophic interactions to a size-spectral plankton model: Emergent diversity patterns and limits on predictability. *Ecol. Modell.* **222**: 2663–2675. doi:10.1016/j.ecolmodel.2011.05.018
- Barton, A. D., A. J. Pershing, E. Litchman, N. R. Record, K. F. Edwards, Z. V Finkel, T. Kiørboe, and B. A. Ward. 2013. The biogeography of marine plankton traits. *Ecol. Lett.* **16**: 522–534. doi:10.1111/ele.12063
- Berge, T., S. Chakraborty, P. J. Hansen, and K. H. Andersen. 2016. Modelling succession of key resource harvesting traits of mixotrophic plankton populations. *ISME J.*
- Van Bodegom, P. M., J. C. Douma, and L. M. Verheijen. 2014. A fully traits-based approach to modeling global vegetation distribution. *Proc. Natl. Acad. Sci. U. S. A.* **111**: 13733–8. doi:10.1073/pnas.1304551110
- Bombar, D., R. W. Paerl, and L. Riemann. 2016. Marine Non-Cyanobacterial Diazotrophs: Moving beyond Molecular Detection. *Trends Microbiol.* doi:10.1016/j.tim.2016.07.002

- Boyce, D. G., K. T. Frank, and W. C. Leggett. 2015. From mice to elephants: overturning the “one size fits all” paradigm in marine plankton food chains T. Wootton [ed.]. *Ecol. Lett.* **18**: 504–515. doi:10.1111/ele.12434
- Bruggeman, J., J. Heringa, and B. W. Brandt. 2009. PhyloPars: Estimation of missing parameter values using phylogeny. *Nucleic Acids Res.* **37**. doi:10.1093/nar/gkp370
- Bruggeman, J., and S. a. L. M. Kooijman. 2007a. A biodiversity-inspired approach to aquatic ecosystem modeling. *Limnol. Oceanogr.* **52**: 1533–1544. doi:10.4319/lo.2007.52.4.1533
- Bruggeman, J., and S. A. L. M. Kooijman. 2007b. A biodiversity-inspired approach to aquatic ecosystem modeling. *Limnol. Oceanogr.* **52**: 1533–1544. doi:10.4319/lo.2007.52.4.1533
- Brun, P., M. R. Payne, and T. Kiørboe. 2016a. A trait database for marine copepods. *Earth Syst. Sci. Data Discuss.* 1–33. doi:10.5194/essd-2016-30
- Brun, P., M. R. Payne, and T. Kiørboe. 2016b. Trait biogeography of marine copepods - an analysis across scales P. Jeyasingh [ed.]. *Ecol. Lett.* in review. doi:10.1111/ele.12688
- Burchard, H., K. Bolding, W. Kühn, A. Meister, T. Neumann, and L. Umlauf. 2006. Description of a flexible and extendable physical-biogeochemical model system for the water column. *J. Mar. Syst.* **61**: 180–211. doi:10.1016/j.jmarsys.2005.04.011
- Burd, A. B., and G. A. Jackson. 2009. Particle Aggregation. *Ann. Rev. Mar. Sci.* **1**: 65–90. doi:10.1146/annurev.marine.010908.163904
- Butchart, S. H. M., M. Walpole, B. Collen, and others. 2010. Global Biodiversity: Indicators of Recent Declines. *Science (80-.)*. **328**: 1164–1168. doi:10.1126/science.1187512
- Cardinale, B. J., J. E. Duffy, A. Gonzalez, and others. 2012. Biodiversity loss and its impact on humanity. *Nature* **486**: 59–67. doi:10.1038/nature11148
- Chakraborty, S., L. T. Nielsen, and K. H. Andersen. 2016a. Trophic strategies of unicellular plankton. to Appear *Am. Nat.*
- Chakraborty, S., L. T. Nielsen, and K. H. Andersen. 2016b. Trophic strategies of unicellular plankton. Submitted.
- Cheng, B. S., A. L. Chang, A. Deck, M. C. Ferner, and B. S. Cheng. 2016. Atmospheric rivers and the mass mortality of wild oysters : insight into an extreme future ?
- Cheung, W. W. L., R. Watson, and D. Pauly. 2013. Signature of ocean warming in global fisheries catch. *Nature* **497**: 365–368. doi:10.1038/nature12156
- Cressman, R., and J. Hofbauer. 2005. Measure dynamics on a one-dimensional continuous trait space: theoretical foundations for adaptive dynamics. *Theor. Popul. Biol.* **67**: 47–59. doi:10.1016/j.tpb.2004.08.001
- Dam, H. G. 2013. Evolutionary Adaptation of Marine Zooplankton to Global Change. *Ann. Rev. Mar.*

Sci. **5**: 349–370. doi:10.1146/annurev-marine-121211-172229

Dray, S., P. Choler, S. Dolédec, P. R. Peres-Neto, W. Thuiller, S. Pavoine, and C. J. F. Ter Braak. 2014. Combining the fourth-corner and the RLQ methods for assessing trait responses to environmental variation. *Ecology* **95**: 14–21. doi:10.1890/13-0196.1

Easterling, D. R., G. A. Meehl, C. Parmesan, S. A. Changnon, T. R. Karl, and L. O. Mearns. 2000. Climate Extremes: observations, modeling and impacts. *Science* (80-.). **289**: 2068–2074. doi:10.1126/science.289.5487.2068

Edelist, D., G. Rilov, D. Golani, J. T. Carlton, and E. Spanier. 2013. Restructuring the Sea: Profound shifts in the world's most invaded marine ecosystem. *Divers. Distrib.* **19**: 69–77. doi:10.1111/ddi.12002

Edwards, K. F., C. A. Klausmeier, and E. Litchman. 2011. Evidence for a three-way trade-off between nitrogen and phosphorus competitive abilities and cell size in phytoplankton. *Ecology* **92**: 2085–2095. doi:10.1890/11-0395.1

Edwards, K. F., E. Litchman, and C. A. Klausmeier. 2013. Functional traits explain phytoplankton community structure and seasonal dynamics in a marine ecosystem J. Elser [ed.]. *Ecol. Lett.* **16**: 56–63. doi:10.1111/ele.12012

Edwards, K. F., M. K. Thomas, C. A. Klausmeier, and E. Litchman. 2015. Light and growth in marine phytoplankton: allometric, taxonomic, and environmental variation. *Limnol. Oceanogr.* **60**: 540–552. doi:10.1002/lno.10033

Eichner, M., B. Rost, and S. A. Kranz. 2014. Diversity of ocean acidification effects on marine N₂ fixers. *J. Exp. Mar. Bio. Ecol.* **457**: 199–207. doi:10.1016/j.jembe.2014.04.015

Elton, C. S. 1958. The reasons for conservation, p. 143–153. *In* The ecology of invasion by animals and plants.

Evans, G. T., and J. S. Parslow. 1985. A model of annual plankton cycles. *Biol. Oceanogr.* **3**: 327–347.

Falkowski, P. G., T. Fenchel, and E. F. Delong. 2008. The microbial engines that drive earth's biogeochemical cycles. *Science* (80-.). **320**: 1034–1039. doi:10.1126/science.1153213

Falster, D. S., Å. Brännström, M. Westoby, and U. Dieckmann. 2015. Multi-trait eco-evolutionary dynamics explain niche diversity and evolved neutrality in forests. *bioArxiv*. doi:10.1101/014605

Farnelid, H., J. Harder, M. Bentzon-Tilia, and L. Riemann. 2014. Isolation of heterotrophic diazotrophic bacteria from estuarine surface waters. *Environ. Microbiol.* doi:10.1111/1462-2920.12335

Follows, M. J., and S. Dutkiewicz. 2011. Modeling diverse communities of marine microbes. *Ann. Rev. Mar. Sci.* **3**: 427–51. doi:10.1146/annurev-marine-120709-142848

Follows, M. J., S. Dutkiewicz, S. Grant, and S. W. Chisholm. 2007. Emergent biogeography of

- microbial communities in a model ocean. *Science* **315**: 1843–6. doi:10.1126/science.1138544
- Froese, R., and D. Pauly. 2015. FishBase. World Wide Web Electron. Publ.
- Giakoumi, S., F. Guilhaumon, S. Kark, and others. 2016. Space invaders; biological invasions in marine conservation planning L. Hawkes [ed.]. *Divers. Distrib.* 1–12. doi:10.1111/ddi.12491
- Hansen, A. N., and A. W. Visser. 2016. Carbon export by vertically migrating zooplankton: An optimal behavior model. *Limnol. Oceanogr.* **61**: 701–710. doi:10.1002/lno.10249
- Hébert, M.-P., B. E. Beisner, and R. Maranger. 2016. A meta-analysis of zooplankton functional traits influencing ecosystem function. *Ecology* 1069–1080. doi:10.1890/15-1084.1
- Hirst, A. G., and T. Kiørboe. 2014. Macroevolutionary patterns of sexual size dimorphism in copepods. *Proc. R. Soc. B Biol. Sci.* **281**: 20140739–20140739. doi:10.1098/rspb.2014.0739
- Hobday, A. J., L. V. Alexander, S. E. Perkins, and others. 2016. A hierarchical approach to defining marine heatwaves. *Prog. Oceanogr.* **141**: 227–238. doi:10.1016/j.pocean.2015.12.014
- Horne, C. R., A. G. Hirst, D. Atkinson, A. Neves, and T. Kiørboe. 2016. A global synthesis of seasonal temperature-size responses in copepods. *Glob. Ecol. Biogeogr.* 988–999. doi:10.1111/geb.12460
- Inomura, K., J. Bragg, and M. J. Follows. 2016. A quantitative analysis of the direct and indirect costs of nitrogen fixation: a model based on *Azotobacter vinelandii*. *ISME J. Adv. online Publ.* doi:10.1038/ismej.2016.97
- Jacobsen, N. S., M. G. Burgess, and K. H. Andersen. 2016. Efficiency of fisheries is increasing at the ecosystem level. *Fish Fish.* doi:10.1111/faf.12171
- Jamil, T., W. a. Ozinga, M. Kleyer, and C. J. F. ter Braak. 2013. Selecting traits that explain species-environment relationships: a generalized linear mixed model approach. *J. Veg. Sci.* **24**: 988–1000. doi:10.1111/j.1654-1103.2012.12036.x
- Jennings, S., and K. Collingridge. 2015. Predicting Consumer Biomass, Size-Structure, Production, Catch Potential, Responses to Fishing and Associated Uncertainties in the World's Marine Ecosystems. *PLoS One* **10**: e0133794.
- Jónasdóttir, S. H., A. W. Visser, K. Richardson, and M. R. Heath. 2015. Seasonal copepod lipid pump promotes carbon sequestration in the deep North Atlantic. *Proc. Natl. Acad. Sci. U. S. A.* **112**: 12122–6. doi:10.1073/pnas.1512110112
- Kenitz, K., A. W. Visser, P. Mariani, and K. H. Andersen. 2016. Seasonal succession in zooplankton feeding traits reveals trophic trait coupling. *Rev.*
- Kiørboe, T. 1993. Turbulence, phytoplankton cell size, and the structure of pelagic food webs. *Adv. Mar. Biol.* **29**: 2–72. doi:10.1016/S0065-2881(08)60129-7
- Kiørboe, T., and A. G. Hirst. 2014. Shifts in mass scaling of respiration, feeding, and growth rates across life-form transitions in marine pelagic organisms. *Am. Nat.* **183**: E118–30.

doi:10.1086/675241

- Kjørboe, T., H. Jiang, R. J. Gonçalves, L. T. Nielsen, and N. Wadhwa. 2014. Flow disturbances generated by feeding and swimming zooplankton. *Proc. Natl. Acad. Sci.* **111**: 11738–11743. doi:10.1073/pnas.1405260111
- Kirtman, B., S. B. Power, J. A. Adedoyin, and others. 2013. Near-term Climate Change: Projections and Predictability., *In* T.F. Stocker, D. Qin, G.-K. Plattner, et al. [eds.], *Climate Change 2013: The Physical Science Basis. Contribution of Working Group I to the Fifth Assessment Report of the Intergovernmental Panel on Climate Change*. Cambridge University Press.
- Kolar, C. S., and D. M. Lodge. 2001. Progress in invasion biology: Predicting invaders. *Trends Ecol. Evol.* **16**: 199–204. doi:10.1016/S0169-5347(01)02101-2
- Kremer, C. T., A. K. Williams, M. Finiguerra, A. A. Fong, A. Kellerman, S. F. Paver, B. B. Tolar, and B. J. Toscano. 2016. Realizing the potential of trait-based aquatic ecology: New tools and collaborative approaches. *Limnol. Oceanogr.* doi:10.1002/lno.10392
- Kroeker, K. J., R. L. Kordas, R. N. Crim, and G. G. Singh. 2010. Meta-analysis reveals negative yet variable effects of ocean acidification on marine organisms. *Ecol. Lett.* **13**: 1419–1434. doi:10.1111/j.1461-0248.2010.01518.x
- Kunstler, G., D. Falster, D. A. Coomes, and others. 2016. Plant functional traits have globally consistent effects on competition. *Nature* **529**: 1–15. doi:10.1038/nature16476
- Litchman, E., and C. A. Klausmeier. 2008. Trait-Based Community Ecology of Phytoplankton. *Annu. Rev. Ecol. Evol. Syst.* **39**: 615–639. doi:10.1146/annurev.ecolsys.39.110707.173549
- Litchman, E., M. D. Ohman, and T. Kjørboe. 2013. Trait-based approaches to zooplankton communities. *J. Plankton Res.* **35**: 473–484. doi:10.1093/plankt/fbt019
- Lombard, F., and T. Kjørboe. 2010. Marine snow originating from appendicularian houses: Age-dependent settling characteristics. *Deep Sea Res. Part I Oceanogr. Res. Pap.* **57**: 1304–1313. doi:10.1016/j.dsr.2010.06.008
- Madin, J. S., K. D. Anderson, M. H. Andreasen, and others. 2016. The Coral Trait Database, a curated database of trait information for coral species from the global oceans. *Sci. Data* **3**: 160017. doi:10.1038/sdata.2016.17
- Mariani, P., K. H. Andersen, A. W. Visser, A. D. Barton, and T. Kjørboe. 2013. Control of plankton seasonal succession by adaptive grazing. *Limnol. Oceanogr.* **58**: 173–184. doi:10.4319/lo.2013.58.1.0173
- Martiny, J. B. H., S. E. Jones, J. T. Lennon, and C. A. Martiny. 2015. Microbiomes in light of traits: A phylogenetic perspective. *Science* (80-.). **350**. doi:10.1126/science.aac9323
- McGill, B. J., B. J. Enquist, E. Weiher, and M. Westoby. 2006. Rebuilding community ecology from functional traits. *Trends Ecol. Evol.* **21**: 178–85. doi:10.1016/j.tree.2006.02.002

- Monteiro, F. M., M. J. Follows, and S. Dutkiewicz. 2010. Distribution of diverse nitrogen fixers in the global ocean. *Global Biogeochem. Cycles* **24**. doi:10.1029/2009GB003731
- Neuheimer, A. B., M. Hartvig, J. Heuschele, S. Hylander, T. Kiørboe, K. Olsson, J. Sainmont, and K. H. Andersen. 2016. Adult and offspring size in the ocean: A database of size metrics and conversion factors. *Ecology*. doi:10.1890/15-1261
- Nielsen, L. T., and T. Kiørboe. 2015. Feeding currents facilitate a mixotrophic way of life. *ISME J.* **9**: 2117–2127. doi:10.1038/ismej.2015.27
- Ohman, M. D., and J.-B. Romagnan. 2016. Nonlinear effects of body size and optical attenuation on Diel Vertical Migration by zooplankton. *Limnol. Oceanogr.* **61**: 765–770. doi:10.1002/lno.10251
- Olsson, K., and K. H. Andersen. 2016. Cannibalism as a selective force on offspring size. *Revis. Oikos*.
- Olsson, K., H. Gislason, and K. H. Andersen. 2016. Differences in density-dependence drive dual offspring size strategies in fish. *J. Theor. Biol.* **407**: 118–127.
- Padfield, D., G. Yvon-Durocher, A. Buckling, S. Jennings, and G. Yvon-Durocher. 2016. Rapid evolution of metabolic traits explains thermal adaptation in phytoplankton H. Hillebrand [ed.]. *Ecol. Lett.* **19**: 133–142. doi:10.1111/ele.12545
- Pahlow, M., H. Dietze, and A. Oschlies. 2013. Optimality-based model of phytoplankton growth and diazotrophy. *Mar. Ecol. Prog. Ser.* **489**: 1–16. doi:10.3354/meps10449
- Pahlow, M., A. F. Vézina, B. Casault, H. Maass, L. Malloch, D. G. Wright, and Y. Lu. 2008. Adaptive model of plankton dynamics for the North Atlantic. *Prog. Oceanogr.* **76**: 151–191.
- Pancic, M., and T. Kiørboe. Defence mechanisms in phytoplankton: traits and trade-offs.
- Pecuchet, L., M. Lindegren, M. Hidalgo, and others. From traits to life history strategies: deconstructing fish community composition across European Seas. *Glob. Ecol. Biogeogr.* (in Rev.
- Petchey, O. L., A. P. Beckerman, J. O. Riede, and P. H. Warren. 2008. Size, foraging, and food web structure. *Proc. Natl. Acad. Sci. U. S. A.* **105**: 4191–6. doi:10.1073/pnas.0710672105
- Pinsky, M. L., B. Worm, M. J. Fogarty, J. L. Sarmiento, and S. A. Levin. 2013. Marine Taxa Track Local Climate Velocities. *Science* (80-.). **341**: 1239–1242. doi:10.1126/science.1239352
- Pollock, L. J., W. K. Morris, and P. a. Vesk. 2012. The role of functional traits in species distributions revealed through a hierarchical model. *Ecography* (Cop.). **35**: 716–725. doi:10.1111/j.1600-0587.2011.07085.x
- Pondaven, P., M. Gallinari, S. Chollet, E. Bucciarelli, G. Sarthou, S. Schultes, and F. Jean. 2007. Grazing-induced changes in cell wall silicification in a marine diatom. *Protist* **158**: 21–28. doi:10.1016/j.protis.2006.09.002
- Record, N. R., A. J. Pershing, and F. Maps. 2013. Emergent copepod communities in an adaptive trait-structured model. *Ecol. Modell.* **260**: 11–24. doi:10.1016/j.ecolmodel.2013.03.018

- Rose, J. M., and D. a. Caron. 2007. Does low temperature constrain the growth rates of heterotrophic protists? Evidence and implications for algal blooms in cold waters. *Limnol. Oceanogr.* **52**: 886–895. doi:10.4319/lo.2007.52.2.0886
- Rose, K. A., J. I. Allen, Y. Artioli, and others. 2010. End-To-End Models for the Analysis of Marine Ecosystems: Challenges, Issues, and Next Steps. *Mar. Coast. Fish.* **2**: 115–130. doi:10.1577/C09-059.1
- Rost, B., I. Zondervan, and D. Wolf-Gladrow. 2008. Sensitivity of phytoplankton to future changes in ocean carbonate chemistry: Current knowledge, contradictions and research directions. *Mar. Ecol. Prog. Ser.* **373**: 227–237. doi:10.3354/meps07776
- Sax, D. F., J. J. Stachowicz, J. H. Brown, and others. 2007. Ecological and evolutionary insights from species invasions. *Trends Ecol. Evol.* **22**: 465–471. doi:10.1016/j.tree.2007.06.009
- Schnedler-Meyer, N., P. Mariani, and T. Kiørboe. 2016. The global susceptibility of coastal forage fish to competition by large jellyfish. *Proc Roy Soc B*, Press.
- Scott, F., J. L. Blanchard, and K. H. Andersen. 2014. mizer: an R package for multispecies, trait-based and community size spectrum ecological modelling. *Methods Ecol. Evol.* doi:10.1111/2041-210X.12256
- Selander, E., H. H. Jakobsen, F. Lombard, and T. Kiorboe. 2011. Grazer cues induce stealth behavior in marine dinoflagellates. *Proc. Natl. Acad. Sci.* **108**: 4030–4034. doi:10.1073/pnas.1011870108
- Selander, E., J. Kubanek, M. Hamberg, M. X. Andersson, G. Cervin, and H. Pavia. 2015. Predator lipids induce paralytic shellfish toxins in bloom-forming algae. *Proc Natl Acad Sci U S A* **112**: 6395–6400. doi:10.1073/pnas.1420154112
- Shuter, B. 1979. A model of physiological adaptation in unicellular algae. *J. Theor. Biol.* **78**: 519–552. doi:10.1016/0022-5193(79)90189-9
- Smith, S. L., A. Merico, K. W. Wirtz, and M. Pahlow. 2014. Leaving misleading legacies behind in plankton ecosystem modelling. *J. Plankton Res.* **36**: 613–620. doi:10.1093/plankt/fbu011
- Stamieszkin, K., A. J. Pershing, N. R. Record, C. H. Pilskaln, H. G. Dam, and L. R. Feinberg. 2015. Size as the master trait in modeled copepod fecal pellet carbon flux. *Limnol. Oceanogr.* **60**: 2090–2107. doi:10.1002/lno.10156
- Strong, J. A., E. Andonegi, K. Can, and others. 2015. Marine biodiversity and ecosystem function relationships: The potential for practical monitoring applications. *Estuar. Coast. Shelf Sci.* **161**: 46–64. doi:10.1016/j.ecss.2015.04.008
- Terseleer, N., J. Bruggeman, C. Lancelot, and N. Gypens. 2014a. Trait-based representation of diatom functional diversity in a plankton functional type model of the eutrophied southern North Sea. *Limnol. Oceanogr.* **59**: 1958–1972. doi:10.4319/lo.2014.59.6.1958
- Terseleer, N., J. Bruggeman, C. Lancelot, and N. Gypens. 2014b. Trait-based representation of diatom

- functional diversity in a plankton functional type model of the eutrophied southern North Sea. *Limnol. Oceanogr.* **59**: 1958–1972. doi:10.4319/lo.2014.59.6.1958
- Thingstad, T. F., L. Øvreås, J. K. Egge, T. Løvdal, and M. Heldal. 2005. Use of non-limiting substrates to increase size; a generic strategy to simultaneously optimize uptake and minimize predation in pelagic osmotrophs? *Ecol. Lett.* **8**: 675–682. doi:10.1111/j.1461-0248.2005.00768.x
- Tilman, D. 1990. Constraints and Tradeoffs: Toward a Predictive Theory of Competition and Succession. *Oikos* **58**: 3. doi:10.2307/3565355
- Toseland, A., S. J. Daines, J. R. Clark, and others. 2013a. The impact of temperature on marine phytoplankton resource allocation and metabolism. *Nat. Clim. Chang.* **3**: 979–984. doi:10.1038/nclimate1989
- Toseland, a., S. J. Daines, J. R. Clark, and others. 2013b. The impact of temperature on marine phytoplankton resource allocation and metabolism. *Nat. Clim. Chang.* **3**: 979–984. doi:10.1038/nclimate1989
- Traving, S. J., U. H. Thygesen, L. Riemann, and C. A. Stedmon. 2015. A model of extracellular enzymes in free-living microbes: Which strategy pays off? *Appl. Environ. Microbiol.* **81**. doi:10.1128/AEM.02070-15
- Våge, S., J. E. Storesund, and T. F. Thingstad. 2013. Adding a cost of resistance description extends the ability of virus-host model to explain observed patterns in structure and function of pelagic microbial communities. *Environ. Microbiol.* **15**: 1842–1852. doi:10.1111/1462-2920.12077
- Vermeij, G. J. 1991. When biotas meet: understanding biotic interchange. *Science* (80-.). **253**: 1099–1104.
- Violle, C., M.-L. Navas, D. Vile, E. Kazakou, C. Fortunel, I. Hummel, and E. Garnier. 2007. Let the concept of trait be functional! *Oikos* **116**: 882–892. doi:10.1111/j.2007.0030-1299.15559.x
- Violle, C., P. B. Reich, S. W. Pacala, B. J. Enquist, and J. Kattge. 2014. The emergence and promise of functional biogeography. *Proc. Natl. Acad. Sci.* **111**: 13690–13696. doi:10.1073/pnas.1415442111
- Ward, B. a., S. Dutkiewicz, O. Jahn, and M. J. Follows. 2012. A size-structured food-web model for the global ocean. *Limnol. Oceanogr.* **57**: 1877–1891. doi:10.4319/lo.2012.57.6.1877
- Ward, B. A., and M. J. Follows. 2016. Marine mixotrophy increases trophic transfer efficiency, mean organism size, and vertical carbon flux. *Proc. Natl. Acad. Sci.* 201517118. doi:10.1073/pnas.1517118113
- Westoby, M., and I. J. Wright. 2006. Land-plant ecology on the basis of functional traits. *Trends Ecol. Evol.* **21**: 261–268.
- Wilken, S., J. Huisman, S. Naus-Wiezer, and E. Van Donk. 2013. Mixotrophic organisms become more heterotrophic with rising temperature. *Ecol. Lett.* **16**: 225–233. doi:10.1111/ele.12033

- Winter, C., T. Bouvier, M. G. Weinbauer, and T. F. Thingstad. 2010. Trade-Offs between Competition and Defense Specialists among Unicellular Planktonic Organisms: the “Killing the Winner” Hypothesis Revisited. *Microbiol. Mol. Biol. Rev.* **74**: 42–57. doi:10.1128/MMBR.00034-09
- Zhang, L., D. Takahashi, M. Hartvig, and K. H. Andersen. 2016. Food-web dynamics under climate change. Submitted.

APPENDICES

1. WPs and project descriptions
2. CVs
3. Letters from collaborators

APPENDIX 1. WORKPACKAGE AND PROJECT DESCRIPTIONS

In the following, we outline a series of projects to demonstrate how the aims of each work package can be realized in practise. The projects generally represent a single PhD or post doc project. Some projects are smaller and will likely only fill part of a young researchers time, e.g. 3.8; others are large and can be realized by several young researchers, e.g. 2.6; or related projects in two work packages will be merged into a single project, e.g. 1.6 and 2.2. In most cases, the projects will be modified to fit with the skills and interests of the most talented candidates that apply for positions in the Centre. We prioritize scientific creativity and talent over very specific skills in our hiring strategy, and will balance our selection of candidates such that the overarching goals of the Centre are reached without necessarily realizing all the projects described below

Some projects have been or will be initiated during the present contract.

Work Package 1: Defence and resource acquisition trade-offs in marine organisms

In this work package we investigate traits and trade-offs associated with defence and resource acquisition. Why, for instance, do so many planktonic species produce toxins that diffuse away in the environment, providing limited benefit for the individual that produced it while encouraging a host of freeloaders? What is the role of building an expensive shell? Is it really just for protection from grazers or does it serve other subtle purposes? What are the economics of biochemical production of enzymes in the acquisition of resources? Working with examples we will build a general understanding of the type of trade-offs involved in defence and resource acquisition. The examples are mainly from microbial systems, i.e., bacteria and protists. This is because we have successfully covered this for zooplankton during the first phase of the Centre, where we have generated a mechanistically underpinned and experimentally verified generic description of zooplankton, from defence to competition specialists, that transcend all zooplankton taxa, and build that insights into trait-based models (see report). However, to our surprise, defence mechanisms and their trade-offs are poorly understood for protistan plankton. Even though many defence mechanisms have been suggested, particularly for phytoplankton, there are only very few examples where the trade-offs have been quantified. We will experimentally quantify costs and benefits. The experimental studies are complemented with optimality modelling to generalize the results and understand under which conditions different types of defence traits can be expected to prevail. This will follow the recipe from our successful studies from the first phase (Berge et al. 2016, Chakraborty et al. 2016a).

Defence traits examined are shell formation in diatoms (1.1) and toxin production by phytoplankton (1.2). The costs are the direct costs of the defence, such as the matter needed to construct a shell or produce toxin, and the metabolic costs associated with the defence. Expected benefits are lowered predation risk, which we will quantify by exposing the plankton organisms to predation by copepods. We also explore defence traits in benthos, a new avenue for the Centre (1.6). Resource acquisition traits

examined are the hydromechanics of zooplankton feeding (and its associated risk; 1.3), r-K strategies of heterotrophic bacteria (1.5), and nitrogen fixation by heterotrophic bacteria (1.4).

The three last projects, will explore the community level consequences of defence trait through trait-based models of the predator-prey interactions. The aim is to gain insight into the types of patterns that emerges from the interactions between organisms with different defence and resource acquisition traits, and thereby pave the way for the larger models in WP2 and WP3. The insights from Projects 1.1-1.6 together with the large body of work already carried out during the first phase is used to formulate plausible generic trade-offs. Project 1.8 focuses on mathematical problems associated with the analysis of size-based predator-prey models when a defence trait is also involved. Project 1.7 will focus on behavioural defence traits, where prey continuously optimize their investment in defence and foraging. Modulation of behaviour, e.g., by changing foraging effort or conducting vertical migration, is a central defence strategy of higher trophic levels (copepods and fish), and this project therefore also extends the focus of the WP beyond unicellular organisms. The aim of the final project (1.9) synthesises the insights about defence and resource acquisition traits into a simple model of the entire planktonic ecosystem in the oceans.

Project 1.1: Costs and benefits of defence in diatoms

Many phytoplankton have a shell that is generally understood to provide protection against grazing (Monteiro et al. 2016). The shell can be characterized as a defence trait. Pelagic diatoms, a highly successful taxon responsible for a significant fraction of global primary production are probably the best example of this. The thicker the diatom shell, the more pressure is required to crush it and, presumably, the better the cell can survive the passage of the gut of a grazer (Hamm et al. 2003, Assmy et al. 2013). Indeed elevated shell thickness can be induced by grazer chemical signals (Pondaven et al. 2007), underlining the defence attribute of this trait. However, surprisingly, there is very little direct demonstration, neither of the efficiency of the grazer resistance that the shell provides (Carroll Lohan et al. 2016), nor of the cost required to build and maintain the shell and suspend the cell. We will manipulate the silica content of diatoms (e.g., via light) and experimentally examine how gut survival and grazing resistance to various grazers vary with the thickness of the shell. The costs of having a silica shell include the cost of forming it, elevated sinking losses and the formation of a vacuole to counter sinking, and the dependency on silica availability (see map). We will evaluate these costs through biochemical considerations, optimality modelling, and direct experiments by examining growth rates of cells in the absence and presence of grazer cues and under different environmental conditions.

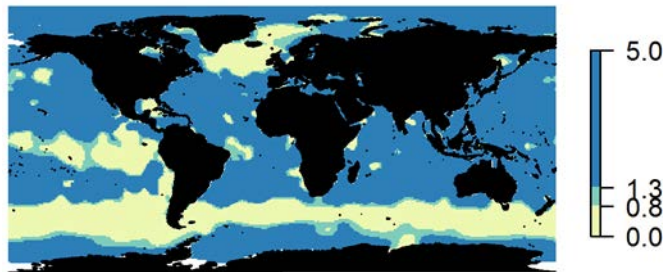


Figure. Global map of Si:N ratio. Values <0.8 in yellow mark the areas where Si rather than N is a growth limiting nutrient for diatom growth. This area coincides with the regions where diatoms dominate the phytoplankton (Pancic in prep)

Supervisors: Thomas Kiørboe, André W Visser, Per Juel Hansen

Project 1.2: Chemical defence trade-offs in phytoplankton

Many species of phytoplankton produce substances (toxins) that have defensive implications (Jonsson et al. 2009), because they impact the grazers directly (Tillmann 2004). The production of such toxins may be induced by grazer cues (Selander et al. 2006), and may have lethal or sub-lethal effects on zooplankton grazers, or may allow the grazer to actively deselect toxin producing cells, as revealed by our direct observations of individual zooplankton responses (Xu et al. in press). We will focus on quantifying the costs and benefits of toxin production (the trade-off). Previous experimental attempts to quantify the costs of toxin production have been unsuccessful, and induced cells appear to grow as fast as un-induced cells (Bergkvist et al. 2008). However, we hypothesize that costs will become apparent only when nutrients are limiting, as they typically are in nature. We will quantify the costs of chemical defences through direct experiments with nutrient limited cells, and through stoichiometric resource allocation optimization modelling.

Supervisors: Per Juel Hansen, Thomas Kiørboe, Ken H Andersen. **Collaborators:** Hans Dam (University of Connecticut)

Project 1.3: Risk versus resource acquisition in heterotrophic nanoflagellates

In the low Reynolds number world of protists, viscosity impedes predator-prey contact, and the physics of how protists nevertheless clear huge volumes of water for bacterial and phytoplankton prey is not understood for most significant forms (Langlois et al. 2009, Nielsen & Kiørboe 2015). Also, the processing of water for prey capture implies fluid disturbances that will allow flow sensing predators to detect the feeding protist (Kiørboe et al. 2014), and feeding mechanisms will differ in their efficiency and risk. We will combine experimental and modelling approaches to achieve a mechanistic understanding of the feeding mechanisms in representative forms, and to make quantitative estimates of the associated trade-offs, largely following the approach used to explore resource acquisition trade-offs in zooplankton (see report). We will use high-speed video-microscopy to observe prey encounter and capture, and micro-PIV and particle tracking to estimate feeding currents and the fluid disturbances.

Simple analytical models will provide insights in the underlying physical mechanisms (how flows are generated by beating flagella and cilia), and computational fluid dynamics models (CFD) will provide quantitative estimates of flows and clearance rates and, hence, feeding-mortality trade-offs, that will also be quantified experimentally. By resolving the underlying mechanisms of feeding and mortality risk, we will be able to generalize our results beyond the relatively few forms that we can study.

Supervisors: Thomas Kiørboe, Anders Andersen, **Collaborators:** Roman Stocker (ETH, Zürich), Stuart Humphries (University of Lincoln, UK), Jens Walter (DTU/ETH Zürich).

Project 1.4. Trade-offs of microbial N₂ fixation in the oceans

The availability of nitrogen (N) limits biological production in vast areas of the global ocean. Availability of N is therefore tightly linked to the fixation of atmospheric CO₂ and export of carbon from the ocean's surface (Zehr and Kudela, 2011). N is the second most abundant element in living organisms, but although its most common form, N₂ gas, is found at high concentration in seawater it can only be used by specialized microorganisms (*diazotrophs*) capable of converting dissolved N₂ into "fixed" N available for growth and fixation of CO₂. The prevailing belief is that cyanobacteria using light are the only relevant N₂ fixing organisms. It has, however, now become evident that N₂ fixing bacteria with a fundamentally different ecology, the heterotrophic non-photosynthesizing bacteria, are widespread and active in marine waters, and that they play a role in marine biogeochemistry (e.g. Bentzon-Tilia et al., 2015b). Still, how they carry out the energetically expensive and anaerobic process of N₂ fixation in aerobic marine waters is not understood (reviewed in Bombar et al., 2016). We will combine experiments with key isolates (Bentzon-Tilia et al., 2015a) and models to constrain the energetic trade-offs associated with N₂ fixation. Our hypothesis is that the main energetic expenditure is associated with strategies to avoid oxygen, rather than the reduction of N₂ *per se*, and that suitable environments for N₂ fixation therefore are defined by both oxygen, resource (energy) and reduced inorganic N conditions. The mechanistic description of the energetics associated with N₂ fixation is essential for understanding and predicting the distribution, importance, and ecology of diazotrophs – and is consequently fundamental for an improved understanding of the presently unbalanced N budget of the global ocean.

Supervisors: Lasse Riemann, Ken H Andersen. **Collaborators:** Mick Follows (MIT)

Project 1.5. Trade-offs of heterotrophic bacterial resource acquisition strategies

In aquatic systems, heterotrophic bacteria are the main responsible for the re-cycling of organic matter (Falkowski et al. 2008). Marine bacteria may be divided into two groups with fundamentally different resource acquisition-defence strategies (Lauro et al. 2009): *Copiotrophs* are large, capable of rapid growth and of degrading a wide spectrum of organic substrates. They require, though, high substrate concentrations, suffer high predation risk. In contrast, *Oligotrophs* are small, efficient at low substrate concentration, prefer low molecular size material, and grow slower; but they also suffer lower

predation risk. The prevalence of one life strategy or the other ultimately affects the fate and drawdown of carbon. We will quantify the trade-offs associated with these different strategies through a combination of laboratory studies and optimization modelling. We hypothesize that: 1) the ability to utilize high-molecular weight carbon (the benefit) is only advantageous in energy-rich environments because it requires high cellular maintenance energy and confers high predation susceptibility because of the large genome/cellular size (the cost); 2) The interactions between bacteria with these two strategies allow for a higher exploitation of substrate (dissolved organic matter), than can be obtained by either group alone. Experimental approaches will include chemostat incubations with controlled substrate concentrations and complexity and bacterial monocultures. Results will feed and constrain trait-based modelling at the cellular level. The project aims to determine the relative importance of the trade-offs associated with either life strategy and decipher their competitive edge across nutrition and predation risk gradients thereby advancing our understanding of carbon cycling mediated by bacterioplankton in marine waters.

Supervisors: Lasse Riemann, Colin Stedmon, Ken H Andersen.

Project 1.6. Defence traits in benthos

Among benthic organisms the dedication to defence is striking: they hide in the sediment or they build strong carapaces or shells. The pronounced focus on defence is likely a product of the 2-dimensional geometry of the seabed, which makes it easier for predators to locate the prey. The development of defence traits has spurred an arms race where predators have responded by wielding claws or strong jaws. The strategy of burrowing also acts as a defence against the often strong physical impact of waves or tides on the sea bed. Because of the central role of defence in shaping the life strategies of benthic organisms, we will enlarge the focus of the centre beyond pelagic organisms and also include benthos. In the project, we aim to construct a mechanistic trait-based description of the structure of benthic communities. The description is based upon the extant large descriptive work of benthos traits (Törnroos & Bonsdorff 2012, Nordström et al. 2015, Törnroos et al. 2015) and on our previous work on the role of body size (Andersen & Beyer 2006, Andersen, Berge, et al. 2016). The description will be based on three trait classes: body size (as a master trait), investment in defence (shells and burrowing), and resource acquisition strategy (suspension/deposit feeding or predation). The mechanistic description will make it possible to predict how the environmental conditions structure the benthic community. The main environmental forcing are the detrital flux from the pelagic zone and the physical perturbations from waves and tides. Besides being of value in its own right, the trait-based description of benthic communities will make it possible to describe the productivity of the benthos and use that directly in project 2.4 to link the benthic and the fish community.

Supervisors: Martin Lindegren, Ken H Andersen. Collaborators: Anna Törnroos (Åbo Akademi University).

Project 1.7. Optimal defence strategies

The trade-offs associated with defence strategies depend in part on the defence traits of other organisms in the environment (Lima 1998). As with the antelope on the African savannah, it does not have to run faster than the leopard, just faster than its slower brethren do. At the same time, predators have evolved ever more elaborate detection and capture abilities driven by the economics and energetics of how they exploit their environment. This is the main justification for the optimality principle in behavioural ecology (Mangel & Clark 1986), and it can be used to predict what animals do in trade-off situations (e.g. Dill, 1987). Optimality is also a sound principle to apply in ecosystem or food-web models (Smith et al. 2011) where organisms are faced with decisions about which organisms to include in their diet and which to ignore. The aim of this project is to develop a game theoretic approach to trophic interactions in the plankton. This will involve developing a theoretical and modelling framework where prey and their predators continuously adapt their defence and feeding mode traits to continuously behave optimally. The optimal frequency distribution in trait space (essentially functional diversity) for different environmental conditions can thus be estimated. Important outcomes will be predictions of changing trophic arrangements (e.g. grazing pressure, low profitability refuge, predator feeding mode switching), aspects of planktonic ecosystems that remain poorly resolved.

Supervisors: André W Visser, Uffe H Thygesen, Thomas Kiørboe. Collaborators: Øyvind Fiksen (University of Bergen).

Project 1.8: Pattern formation by resource acquisition and defence trait interactions.

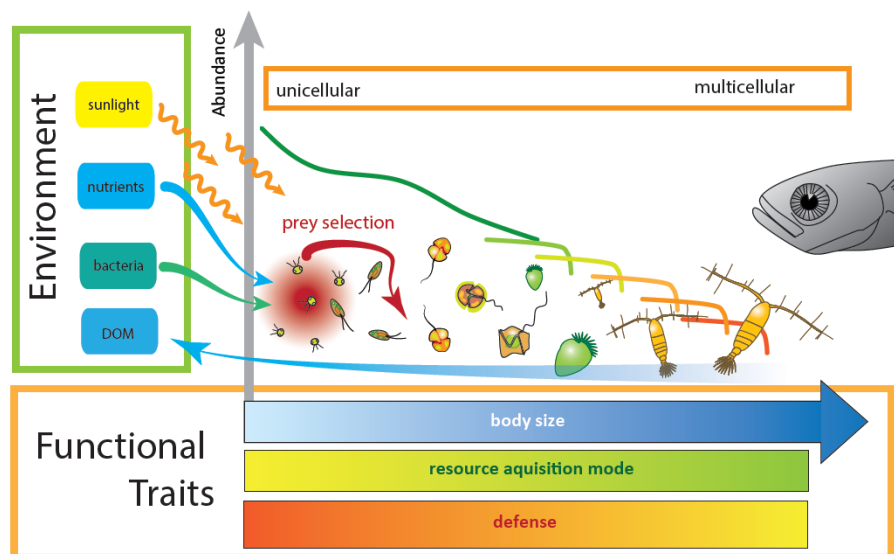
Trait-based models are conceptually simple, yet they often have complex dynamical behaviour that challenges mathematical analysis. Examples are how size-based predator-prey interactions leads to lumped size distributions of plankton (Banas 2011), or the complex game between feeding mode of copepods (ambush or active feeding) and the motility of their protist prey. In both cases, the interactions are shaped by the resources acquisition traits of the predator and the defence traits of the prey. The project studies generic versions of models representing two fundamental classes of trait-based models where interactions are determined by organisms' resource-acquisition and defence traits: 1) a size-based continuous trophic chain, and 2) a predator-prey model where, in addition to size, organisms are described by their foraging trait. Both models are characterized by non-local interactions in trait space: in size-based models prey sizes are much smaller than the size of predators; in the behavioural model, individuals with the largest differences in behaviour have the strongest interactions. Mathematically, these models are formulated as systems of coupled ordinary differential equations with an integral coupling term. Inspired by a recent pattern formation analysis of the classic niche model in ecology (Pigolotti et al. 2007), the analysis will be done in two steps: the models will first be analysed by their stability towards perturbations around the stable states by calculating eigenvalues of the Jacobian of the system of equations. Secondly, we will explore the dynamic properties of the full non-linear models to explore whether stable states exist and whether the states are robust to changes in the model formulation. This work is related to project 2.10: Macro-scale functions of marine ecosystems.

The abstract mathematical focus of the project will provide insight into the type of dynamics observed in more complex trait-based models and help interpret and understand the underlying mechanisms behind the observed patterns in trait-space.

Supervisors: Mads Peter Sørensen, André Visser, Uffe Høgsbro Thygesen, Ken Andersen.

Project 1.9: End-to-end model of planktonic life in the ocean

What is the trait structure of planktonic life in the ocean? In this project we will build a trait-based model that bridges from physics – light and nutrients – towards fish. The aim is to explore how the physical forcing shapes structure and function of the planktonic system and to create a basis for the models in WP2 and WP3. It is a realization of the vision outlined in (Andersen et al. 2014). The model resolves three traits: 1) body size that determines predator-prey interactions (big eat small); 2) resource acquisition model (autotroph, mixotroph, heterotroph, cruising or ambushing); 3) investment in defence:



Technically, the model will be structured with size as a continuous variable, while the two other traits will adapt towards their optimal value (as in project 1.7). This minimizes the number of state variables and makes the model tractable. The unicellular part of the model will build on our previous work on strategies of unicellular planktonic organisms (Chakraborty et al. 2016b). The addition of multicellular organisms (copepods) is a true novelty. Here we use our expertise in developing size-based models of fish as a basis for resolving the copepod life cycle (Andersen, Jacobsen, et al. 2016a).

Supervisors: Ken H Andersen, André Visser, Thomas Kiørboe.

Work package 2: Community trait assemblages and ecosystem function

This work package focuses on ecosystem functions: the rate of organic carbon production, nutrient cycling, trophic transfer efficiency, and carbon export. In this, we view marine ecosystems as channels of energy along one of three different pathways: (1) to higher trophic levels such as zooplankton, fish and marine mammals, (2) through a microbial loop that recycles mineral nutrients, or (3) into export to the deep oceans (see figure).



Figure: marine ecosystems channels energy from primary production towards higher trophic levels, towards recycling of nutrients, or export it to depths (carbon sequestration).

The primary goal of this work package is to quantify how these ecosystem functions emerge from and relates to the trait composition of the community. We will do so across trophic levels, from bacterial recycling of dissolved organic carbon (2.1), over different aspects of the carbon export by copepods (2.2 -2.3), to fish production (2.4). The projects targeting specific trophic levels are complemented by two projects addressing several trophic levels, either through observations (2.5) or theoretical models (2.6). In all cases, the hypothesis is that ecosystem function is more accessible and better predicted from trait-composition than from species composition.

Project 2.1. Bacteria traits and the recycling of organic matter

Heterotrophic microbial communities are essential components of marine ecosystems (Azam & Worden 2004, Falkowski et al. 2008). They breakdown particulate organic matter (POM), recycle dissolved organic matter (DOM), mineralize carbon and nutrients, and serve in turn as a food source for micro zooplankton. The focus of this project is to develop a microbial community model that can describe the breakdown and recycling of organic matter by bacteria. The traits and trade-offs associated with extracellular enzymes define their acquisition strategy for resources (energy, carbon, nutrients) from the mixture of dissolved organic compounds in the environment (Vetter et al. 1998; Alison 2012; Travig et al 2015). Importantly, different enzymes target different fractions of the DOM pool. We will quantify the costs and of enzyme production, and the return on enzyme investments in meeting energy, carbon and nutrients demands. These trade-offs determine the fitness of a given trait combinations, so that under different conditions (e.g. temperature, POM supply, substrate concentration and

stoichiometry) certain trait combinations will prevail. It also follows that the resulting community structure will determine overall community functions such as the net rate of carbon uptake from DOM, its changing chemical profile as different DOM fractions are targeted, and ultimately nutrient re-supply to autotrophic plankton. The overall outcome of this project will reveal the controlling factors influencing microbial production and turnover of dissolved organic material in the oceans, a large yet poorly understood component of the global carbon pool

Supervisors: Colin Stedmon, André W Visser; **Collaborator:** George Hagström (Princeton University)

2.2 Vertical migration, predator-prey games and emerging trophic interactions

Vertical migrations are a common feature of life in the ocean. It is a behavioural trait exhibited by wide range of organisms from marine mammals to fish and zooplankton; even small organisms such as protists albeit to a limited range. Vertical migration has important consequences for key ecosystem functions: the trophic transfer efficiency of the community as well as the carbon export (Steinberg et al. 2008, Hansen & Visser 2016), oxygen budget (Bianchi et al. 2013) and nutrient cycling (Dam et al. 1995). This project seeks to systematically describe how vertical migration impacts ecosystem functions, i.e., how it impacts the transfer of energy and organic carbon to higher trophic levels, or channels it into vertical exchange of carbon. Migrations can be rationalised in terms of a balance between growth and survival; for a grazer, this would involve a balance between visual predation risk in the surface and the vertical abundance of food. The predators that in some sense provoke the migration of grazers, have in turn their own imperatives to optimize fitness; they can follow their prey or not, or adopt some other distinct migration pattern depending for instance on water clarity, competition with non-visual predators, and their own mortality risk (Sainmont et al. 2013). This triggers a cascade of interlinked migration patterns throughout the food web (Bollens et al. 2011) where the optimal choice for one affects the optimal choice for the other and vice versa (Hugie & Dill 1994). More strategically within a trophic chain, this can promote predators and prey of an intermediate consumer to seek out each other's company – the one acting as bait the other as protector – in a mutually beneficial arrangement (Schmitz et al. 2004, Kaartvedt et al. 2005). That is, there is a game of strategies being played out between predators and prey (Maynard Smith 1976) that ultimately shapes the patterns of diurnal vertical migration that emerge in nature. While this trophically linked behavioural game is of interest in its own right, the aim of this project is to quantify the importance of vertical migrations for ecosystem functions. This project is closely related to 1.7 about optimal defence strategies, and one student/post doc may cover both projects.

Supervisors: Uffe H Thygesen, André W Visser. **Collaborators:** Øyvind Fiksen (University of Bergen), Hans Dam (University of Connecticut).

Project 2.3. The carbon pump: zooplankton contribution

Zooplankton contribute significantly to the downward transport of carbon in the ocean and, hence, to carbon sequestration, through three main processes: (i) by packaging grazed phytoplankton into large rapidly sinking fecal pellets (Turner 2002, Stamieszkin et al. 2015), (ii) by undertaking diel vertical migration and metabolizing part of the phytoplankton grazed in the surface layer at depth (Hays 1994, Hansen & Visser 2016), and (iii) through the accumulation of large lipid reserves during the productive season and metabolizing these reserves at (large) depths during winter (Jónasdóttir et al. 2015, Visser et al. 2016). Each of these processes depends strongly on the size of the zooplankton: the larger the zooplankton, the larger and faster sinking are their faecal pellets (Stamieszkin et al. 2015), the deeper their diel vertical migration (Hansen & Visser 2016, Ohman & Romagnan 2016), and the easier it is for the organisms to accumulate enough reserves to hibernate at depth (Maps et al. 2014, Visser et al. 2016). Hibernation is also dependent on latitude, being much more pronounced in arctic regions than elsewhere (including Antarctica) (Dahms 1995). We will produce global maps of zooplankton size distributions based on (i) the copepod trait biogeography that we have generated already (Brun, Payne, et al. 2016a), and (ii) a simple trait-based model that predicts zooplankton size from satellite-derived estimates of phytoplankton biomass and sizes (Boyce et al. 2015). The expected result is a global assessment of the magnitude carbon sequestration due to zooplankton grazing. A more advanced trait model implemented in a GCM may become independent of satellite observations and allow assessing effects of climate change.

Supervisors: Sigrún Jónasdóttir, Thomas Kiørboe, André W Visser

Project 2.4. Global model of fish production and benthic-pelagic coupling

The productivity of the pelagic and benthic fish component of marine ecosystems varies largely between different areas (Suess 1980). Yet, it is so far unclear what drives global spatial patterns in the productivity of fish feeding, and how benthic and pelagic production will shift under climate change. This project aims to investigate the role of the parallel pathways of pelagic and benthic energy for the structure of fish communities and their production. The energy flux in marine systems can be broadly divided into a pelagic and benthic pathway (see figure). Energy is generated by phytoplankton that is either consumed directly by secondary producers in the water column (pelagic pathway) or sinks to the bottom, where bottom-dwelling organisms consume the phytoplankton (benthic pathway). Both energy pathways support fish species, however, most species are specialized on either benthic pathway, e.g., flounders and angler fish, or the pelagic pathway, e.g. small forage fish. Feeding on these resources and the energy pathways are generally coupled by fish species at higher trophic levels (fish predators) that use both pathways for feeding (Rooney et al. 2006).

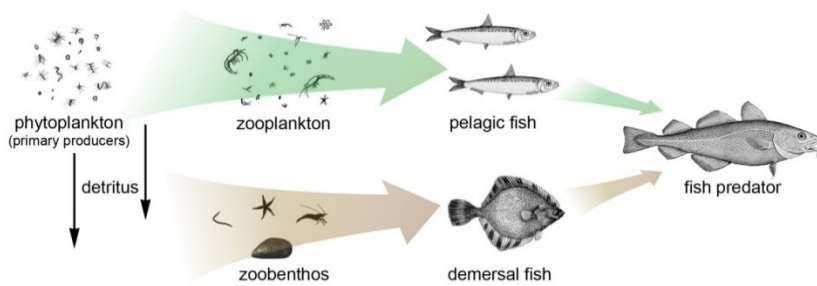


Fig. 1 Sketch of a marine food web with a pelagic (green) and benthic (brown) energy pathway. Fish predators act as couplers of both pathways.

The project will develop a simple community model of the benthic/pelagic fish community by describing fish with two traits: their asymptotic size and their feeding habitat (pelagic/benthic). The model is based on the previous fish community modelling in the Centre for Ocean Life (Andersen, Jacobsen, et al. 2016b), simplified to make it possible embed it in a Global Circulation Model (GCM). We will use the NOAA/GFDL Earth System model as the model of physics and with the COBALT primary-secondary production model (Stock, Dunne, & John, 2014). Predictions of the global distribution of benthic/pelagic species will be compared with analysis of available global catch data (Pauly & Zeller 2015). This project may be integrated with project 1.6 about benthos traits.

Supervisors: Ken H Andersen, Martin Lindegren, Brian MacKenzie. Collaborators: Charlie Stock (NOAA Geophysical Fluid Dynamics Laboratory).

Project 2.5. Biomass production across trophic levels

Despite the long history and recent advances in biodiversity-ecosystem functioning research, our ability to understand and predict ecosystem functioning in nature is severely limited by a number of key shortcomings, primarily involving an inadequate consideration of food web structure and the role of species traits (Cardinale et al. 2012, Thompson et al. 2012, Gravel et al. 2016). This project will use available global and regional data on species abundances and traits to estimate and evaluate the magnitude and variability of key ecosystem functions. We will focus on biomass production across multiple trophic levels, and its variation. We will do so by construction of algorithms for trait-based assembly of food-webs, on the basis of species traits. We will collect a set of highly resolved marine food webs for which species (nodes), their interactions (links) and traits are available across all trophic levels (Jacob et al. 2011, Eklöf et al. 2013). We will use graph-theoretic methods to transform a given food web into a weighted “trait web” where nodes represent traits and weighted links express the frequency of occurrences of interactions between species sharing a corresponding pair of interaction traits. The robustness of the configurations will be assessed by comparing trait webs derived from different locations and examining the variance with respect to link weights between trait webs. The derived knowledge on interaction traits and food web structure will be used to develop, or modify available trait-based food web models (Zhang et al. 2013, 2016) capable of predicting food web structure and functioning from multiple interaction traits.

Supervisors: Martin Lindegren, Ken H Andersen. Collaborator: Jan Baumbach (University of Odense).

Project 2.6: Macro-scale biogeochemical fluxes across trophic levels

How can macro-scale ecosystem fluxes and efficiencies be predicted from the physiological capacity and physical constraints of individual organisms? Existing theory use the size of individual organisms as the fundamental trait (Sheldon et al. 1977, Andersen & Beyer 2006). Such theory has successfully described the size structure – how biomass change with size and trophic level – of the ecosystem. What has been partly overlooked, however, is the potential to use the theory to describe ecosystem function in terms of bio-geochemical fluxes. This project will develop size-based theory to address central questions about ecosystem function:

- 1) What is the total respiration of CO₂ and excretion of nitrogen and phosphorus as a function of size and trophic level?
- 2) What is the fate of iron in the food chain – how much is concentrated at the upper trophic levels?
- 3) What is the loss of biomass from the pelagic zone for each trophic level, and what remains as production for higher trophic levels?
- 4) How does the variation in stoichiometry, i.e., C:N:P ratios, change through trophic levels by the integration of predators over prey with different C:N:P ratios?
- 5) How many marine mammals can the global ecosystem sustain?

The project will develop the theory on two levels. First, a complete analytically tractable theory based on existing size-spectrum theory will be created (Andersen & Beyer 2006). This extends previous work based on metabolic theory (Schramski et al. 2015), but it will not rely on assumptions about ecological transfer efficiencies – those will be predicted (Andersen et al. 2009). Second, the theory will be developed into a dynamic size-based model. The model will be based on the ideas of Banas (2011), extended to include all trophic levels, and not just plankton. This model will constitute a minimal “end-to-end” type of ecosystem model. The project will link up to projects 1.8, which provides modelling techniques to deal with the stability issues that are known to plague size-based models, and to project 1.9 which develops a more advanced model. We expect the project to provide simple predictions of the macro-ecological biogeochemical functions of all trophic levels, from bacteria to whales.

Supervisors: Ken H Andersen. Collaborator: Adam Martiny (University of California, Irvine).

Work package 3. Global change: Ecosystem responses to perturbations

This work package addresses the effects of global change using a trait-based approach. Three types of perturbations are explored: Climate change, fisheries, and to a lesser extent also invasions of non-indigenous species.

Climate change will impact organisms directly by changing the trade-offs between different functions. For example, fundamental processes, such as photosynthesis, metabolism and feeding rates scale differently with temperature (Wilken et al. 2013, Toseland et al. 2013) thus changing ecosystems in non-trivial ways in response to temperature changes though changes in the dominant type of organisms in response to changes in temperature (Projects 3.1 for microbes and 3.4 for fish). Likewise, ocean acidification changes the trade-offs related to shell defence (Project 3.2). The general warming of the oceans have already had measurable effects on the spatial distribution of species that are reported to move mainly pole-wards, but this by itself does not necessarily imply a change in ecosystem function since the trait biogeography may change (or not) independent of changes in species biogeography. Some organisms may be able to adapt to higher temperatures over multiple generations by changing their temperature reaction norms (Thomas et al. 2012, Dam 2013) preventing a geographical relocation of those organisms (Project 3.3). The understanding of the physiological effects of climate change is complemented by projects addressing the entire system, either empirically by developing trait distribution models of plankton (3.5) or fish (3.8), by exploring trait distributions from the geological record under climate change (3.6), or by mechanistic trait-based models (3.7).

The perturbations from fisheries are addressed by operationalizing our trait-based modelling framework (3.9), or by application of the fish model from WP2 in project 2.4.

Finally, relocation of species with ballast water and otherwise has increased invasion rates manifold over natural rates and is examined for corals in 3.10 as an initial test case.

Project 3.1. Temperature and the vital rates of plankton communities

It is generally understood that the pace of life increases with increasing temperature. However, for two of the central processes that govern planktonic ecosystems, namely primary production by photosynthesis and metabolism, the rate of increase is different, suggesting that as temperature increases, the balance between these two processes shifts (Toseland et al. 2013). This project seeks to understand the consequences of this scaling difference in the overall structure and function of planktonic ecosystems (e.g., production, nutrient cycling, carbon sequestration) under increasing temperatures. The approach will be to develop a suite of trait-based models based on optimization, game theory, and population dynamics that will couple metabolic processes and fitness trade-offs. Our trait-based models will explicitly quantify the effects of temperature on three crucial ecosystem processes: photosynthetic carbon fixation, predation, and organic matter remineralization by extending our recent optimization model (Berge et al. 2016, Chakraborty et al. 2016a). Our model will resolve the distribution of investments into photosynthesis, phagotrophy, and organic matter acquisition within discrete size classes, allowing ecosystem level properties to emerge through the ecological interaction

between different phenotypes. Ecological competition will be modelled by assuming either locally-optimal strategies for each size class or by assuming that all cells are generalists (using the resulting fluxes to determine the dominant trophic strategy in each size class), and there will be a simple coupling to biogeochemical processes resolving the cycle of carbon and a single nutrient. This will give us a mechanistic understanding of how temperature alters ecosystem processes. By using a simple trait-based model with few free parameters, to study the effects of global change on marine ecosystems, we will help make the case (Franks 2009) for the incorporation of ideas from trait-based modelling into global-scale earth-system models.

Supervisors Ken H Andersen, Thomas Kiørboe, André W Visser. Collaborators: Adam Martiny (University of California, Irvine), George Hagström (Princeton University)

Project 3.2. Effects of increased temperature and ocean acidification on marine primary producers

Anthropogenic greenhouse gas emissions are simultaneously warming and acidifying the oceans (Kirtman et al. 2013). This foreshadows significantly altered conditions for marine life in the near future, the combined effects of which remain largely unknown (Hallegraeff 2010). Whereas temperature affects all biological processes (but not at the same rate; see project 3.1), ocean acidification affects both the rate of photosynthesis (through increased availability of inorganic carbon), and makes it harder to construct and maintain the calcium carbonate shell for calcifying algae (Rost et al. 2008, Kroeker et al. 2010). Increased availability of inorganic carbon may favour diazotrophs that engage in energy-expensive N_2 -fixation, thus causing changes not only to the carbon balance but also to the nitrogen balance in the oceans (Eichner et al. 2014). Single factor effects have been demonstrated in some cases, but combined effects of simultaneous changes in temperature, pH and inorganic carbon may interact, making them currently unpredictable (Rost et al. 2008). We will examine the effects of temperature, pH and inorganic carbon on primary production, calcification, nitrogen fixation and growth rate on various marine primary producers in order to quantify trade-offs associated with the key traits: ‘calcification’, ‘carbon concentrating mechanisms’ and ‘ N_2 -fixation’. This project has connections to several other projects in our proposal: traits related to calcification is similar to the shell forming defence trait in 1.1, and the N_2 -fixation similar to 1.3. We will use the models developed in 1.9 and 2.6 to explore how the observed direct effects on marine phytoplankton cascade to higher trophic levels.

Supervisors: Per Juel Hansen, Lasse T Nielsen, Thomas Kiørboe. Collaborators (tentative): Bjorn Rost (Alfred Wegener Institute), Ulf Riebesell (Geomar), Dedmer Van de Waal (Wageningen).

Project 3.3. Plasticity of temperature adaptation in copepods

Recent work has shown that evolutionary change may occur on contemporary time scales in nature, including the adaptation of both phyto- and zooplankton to changes in temperature (Thomas et al. 2012, Dam 2013). Yet, we know very little about the capacity of individual species to respond to climate change through adaptation, and even less about the genomic architecture underlying such response. Here, we will hatch resting copepod eggs from sediment cores up to 100 years back in time to investigate if and how marine copepods have responded to past climate change in nature, and how the revived populations will respond through multiple generations to temperature change under controlled experimental conditions. Furthermore, we will compare the response of different populations to examine the importance of genetic variation for adaptive capacity to climate change. We will use a combination of high powered genomic technology and studies of temperature dependence of life history traits to obtain simultaneous information for fitness related traits and the underlying genetic variation. These data will be essential for improving our ability to predict responses of species and systems to future changes in the marine environment (Urban et al. 2016).

Supervisors: Thomas Kiørboe, Jakob Hemmer-Hansen. Collaborators: Hans G. Dam (Univ Connecticut), Luc De Meester (University of Leuven).

Project 3.4. Response of fish physiology to climate change

Most marine organisms are ectotherms (cold-blooded) and their physiological performance is therefore directly affected by the water temperature. As a complicating factor the physiological rates also scale with body size: the standard metabolism, oxygen acquisition rates, and digestion rates all increase with size but with different scaling exponents. For fish, which have a large difference between offspring size (around 1 mg) and adult size (from 1 g to 100 kg), the interplay between how different vital rates scale with body size and temperature is pronounced and depends on how the organism invests in physiological functions, particularly oxygen acquisition and digestion (gills and gut). How does a change in temperature impact the overall function and fitness of fish species with different investment in physiological functions? Some understanding exists (Ursin 1967, Pörtner & Knust 2007, Holt & Jørgensen 2015), however, a full mechanistic understanding based on traits of investment in oxygen acquisition (gills) and digestion (stomach and intestines) is lacking. We will bring about such an understanding by meta-analyses of existing measurements of the size of gills, the digestive system, and standard metabolism supplemented with our own measurements. The empirical analysis will be used to parameterize a mechanistic model of fish physiology, described by the traits of oxygen investments, digestive investment, and maturation size. We will use the model to provide a mechanistic description of how temperature affects physiology, in particular the asymptotic size and the fitness. To predict community-level impact of temperature change, the model will be integrated in our existing size- and trait-based fish model (Andersen, Jacobsen, et al. 2016a) to simulate the community-level effects of rising temperature.

Supervisors: Ken H Andersen, Niels Gerner Andersen. Collaborators: Phil Neubauer (Dragonfly Science, New Zealand).

Project 3.5. Projecting climate change impacts on plankton communities

Plankton communities are closely coupled to their physical environment. Changes in this environment due to anthropogenic climate-change can therefore be expected to impact the distribution and dynamics of these organisms, with knock-on impacts for the higher trophic levels (e.g., fish, seabirds and whales). Multiple authors have approached this problem from a species-centric perspective (Reygondeau & Beaugrand 2011, Villarino et al. 2015, Barton et al. 2016) and thereby projected appreciable shifts in the distribution of individual species and associated community changes under a changing climate. These approaches involve propagating empirically-derived relationships between the physical environment and the distribution of species forward in time: previous work in the Centre for Ocean Life (Brun, Kiørboe, et al. 2016) has shown that the skill of such an approach is limited at best, and can be extremely poor, placing important question marks next to these projections.

The trait-based approach, on the other hand, offers a mechanistic understanding of the relationship between the physical environment and the distribution of individuals, and can therefore be used as the basis for making scientifically robust projections of changes in plankton communities under climate change. Work in the Centre has helped develop biogeographic descriptions of both phytoplankton (Barton et al. 2013) and zooplankton (Brun, Payne, et al. 2016b) traits and an understanding of their relationship to the physical environment. We therefore propose to use this knowledge to build a new generation of mechanistically-grounded trait-based plankton distribution models. We will test the predictions of these models against long-time series of observational data, in a manner similar to that done in the species-centric approach (Brun, Kiørboe, et al. 2016) to assess their predictive skill. We will then couple these plankton models to IPCC-class climate projection models to project changes in trait distributions, and therefore community structure and function into the future. Finally, we will compare the results obtained from the two approaches (trait-based and species-based) with the aim of identifying similarities and differences between the future projections and the associated uncertainties.

Supervisors: Mark Payne, Thomas Kiørboe.

Project 3.6. Testing long-term changes in trait distributions under global change

Planktonic foraminifera (~100-1000 μm in diameter), unicellular eukaryotes with a calcified shell, are the most important calcium carbonate producers in the ocean, responsible for about 50-75% of the total planktonic carbonate production (Schiebel 2002), and hence key actors of the carbonate pump (Ridgwell & Zeebe 2005). In addition, because of an excellent preservation in marine sediment, these organisms are one of the best for analysing paleo-oceanographic proxies and studying the impact of past climate change on the ocean. We will develop a trait-based model of planktonic foraminifera with

the dual purpose of (i) investigating the traits and trade-offs of these organisms in the global ocean Darwin-MIT model to better understand their ecology and global impact on the climate system; (ii) testing if the hind-cast predictions of this model predicts the changes in the global trait distributions in response to changes in past climates. We will distinguish between two main forms: spinose and non-spinose. Non-spinose foraminifera grow in mesopelagic environments, are small and typically feeding on diatoms and dinoflagellates (Anderson et al. 1979, Caron & Be 1984, Spindler et al. 1984). Spinose foraminifera grow in oligotrophic environments, are large and carnivorous typically preying on copepods, chaetognaths, ostracods, tunicates. Most spinose foraminifera have symbiotic relationship with photosynthesizing algae. These two main groups of planktonic foraminifera have thus different habitats which might result from specific traits and trade-offs due to the presence of spines (a defence trait similar to the shell trait in 1.1). Hypothetical trade-offs for spines include more energy-demanding calcification to produce the spines and larger predation risk by appearing larger as costs, and larger prey capture size and resource supplies from symbiont as benefits. We will examine the ecology of planktonic foraminifera in the global Darwin-MIT model (Monteiro et al. 2010, 2016, Dutkiewicz et al. 2015), by investigating hypothetical trade-offs of these two main groups. The model results will be tested against observations of the distribution of the main types of planktonic foraminifera. The model's results will then be used in different climate scenarios (modern, future and paleo) to determine the impact of planktonic foraminifera diversity on the global carbon cycle.

Supervisors: Thomas Kiørboe (DTU Aqua), André W Visser (DTU Aqua), Patrizio Mariani (DTU Aqua); **Collaborators:** Fanny M Monteiro (University of Bristol, UK).

Project 3.7. Food-web response to climate change

Attention from the scientific community concerning climate change on marine ecosystems has focused on the impact of temperature changes on physiology (see e.g. the project description above). Such analyses rely on an assumption that the surrounding community remains unaffected, i.e., that availability of prey and risk from predation is unaffected by climate change. That assumption is, however, unlikely to be true: population dynamics of species well inside their thermal niche is also determined by competitors, preys, and predators (Urban et al. 2016). This is for example evident from analyses of range shifts of species, where some move in the direction of their temperature optimum, while others move in opposite directions (Pinsky et al. 2013). The question is then which effect is most important: the direct impact of temperature on physiology, or the changes in the surrounding community? Here we will extend a trait-based food-web model developed in the first part of Center for Ocean Life (Zhang et al. 2013) to examine how the interplay between the direct physiological effects from temperature and the interactions between populations shapes the ecological consequences of climate change for populations and entire communities. Unlike other food-web models (such as Brose et al. 2006), this model has a trait-based description of organism interactions, instead of the commonly used random interactions. The model will be extended by introducing a trait to describe temperature preferences and used to make a generic assessment of the impact of climate change on a food web.

Next, the model will be extended with an explicit representation of a space along a temperature gradient, to explore the range shifts of species. Finally, the model will be parameterized with a global database of temperature preference of fish (from the “Sea Around Us”) to assess global range shifts of fish species.

Supervisors: Ken H Andersen, Martin Lindegren, Mark Payne. Collaborators: Malin Pinsky (Rutgers University).

Project 3.8. Trait-based estimation of consequences of human perturbations on fish communities

In order to understand the drivers and processes that affect the assembly and succession of fish communities this project will investigate changes in fish community trait composition and functionality in case study systems that have experienced several major human perturbations during the past 100+ years. We will use long-term spatially explicit records of fish community composition and existing trait databases on marine, as well as freshwater species to estimate how fish communities will respond to future scenarios of exploitation, climate change, and eutrophication. This will lead to an assessment of historical patterns of fish trait composition and a quantification of the likely change in these patterns and its impact on ecosystem functioning and provision of goods and services in the future. We will primarily focus on the Baltic Sea, a large estuarine ecosystem that has been perturbed by overexploitation of top predator fish (e.g., cod, salmon) and mammal species, introduction of non-native fish species, eutrophication, and climate change. The work will include an estimation of how the trait composition of Baltic marine and freshwater fish communities could respond to changes in hydrographic conditions and eutrophication, and how such changes could affect ecosystem functioning and fishery outputs. For example, how likely is it that functional roles of some marine species in the Baltic Sea can be overtaken by more estuarine or freshwater species sharing similar traits and ecological niches, under climate change-induced freshening scenarios of the Baltic Sea, and is this likelihood influenced by future eutrophication scenarios? While the main focus will be on the Baltic Sea, the analyses can be extended to include other trophic levels and areas and can provide insights to the sensitivity of different trophic levels and ecosystem functioning to human-induced changes.

Supervisors: Brian R MacKenzie, Martin Lindegren.

Project 3.9: Operationalize size-spectrum models of fish communities

Ecological research and science-based input to management of ecosystems rely to a high degree on model simulations. Such models are used to make impact assessments of how ecosystem function is expected to respond to perturbations such as climate change or fishing. The models are now reaching a level of complexity where individual researchers are unable to develop, implement and apply the models alone. Therefore, established model frameworks, which provide readily accessible

implementations, are becoming increasingly important. Examples are the food-web framework EcoPath with EcoSim (Christensen & Walters 2004) or the ecosystem-based management modelling framework Atlantis (Fulton et al. 2011). This development is akin to the development of models in physical oceanography. Oceanographers rely on a handful of model frameworks, many of which were initially developed in the 70ies and are being continuously supported and developed by a loosely knit modelling community. The trait-based framework of fish communities developed in the first part of Centre for Ocean Life (Andersen, Jacobsen, et al. 2016a) has the potential to become an important part of the budding family of marine ecosystem models that are used to assess the global production of fish for consumption, and its future change. In the first part of the centre we made a simple open-source implementation available (Scott et al. 2014), and the interest and success has been overwhelming. Other groups are applying the model framework directly (e.g. Spence, Blackwell, & Blanchard, 2015; C. Zhang, Chen, & Ren, 2015) or developing it further (e.g. Jennings & Collingridge, 2015). Continued success, however, depends upon an investment in further development of the code-base, support to researchers wanting to apply the model, maintenance of the web presence, and education young researchers (PhDs and post docs). This project aims to do that. We expect that development, maintenance, and education can be supported by a part-time post doc researcher who also works on practical applications that are financed by other sources than Ocean Life, or on another Ocean Life project, such as 2.4 or 3.4.

Supervisors: Ken H Andersen. Collaborator: Julia Blanchard (Institute for Marine and Antarctic Studies, University of Tasmania).

Project 3.10 Invasion ecology in marine ecosystems

The Earth's history provides many examples of biological invasions in the marine environment, and one of the greatest contemporary drivers of ecosystem change reported is the spread of invasive species due to human activities (Vermeij 1991, Edelist et al. 2013, Giakoumi et al. 2016). The ability of marine organisms to colonise and thrive in a new environment depends on the way their life history traits interact with opportunities for dispersal and niche exploitation in the ever-changing environment. Ecological theory predicts that successful invaders should have many traits in common that would facilitate their establishment in new communities (e.g. faster growth, shorter life cycles, higher reproductive rates, long distance dispersal etc.). However the trait of the resident community is also a crucial factor for successful invasions (Elton 1958, Kolar & Lodge 2001).

This project will assemble and analyse a number of datasets spanning wide environmental gradients that will allow us to compare trait composition of invaders and the communities they invade. We aim to 1) identify characteristic invasion traits common to all areas; 2) evaluate how factors such as seasonality, historical climate change, trait diversity in incumbent communities, etc. influence invasion success; 3) assess how changes in climate and/or anthropogenic effects can influence invasion success in different areas by e.g. altering population connectivity between distant communities. We will consolidate a body of existing data on the patterns of species occurring on natural and artificial reefs (spanning a broad area from the Eastern Atlantic, Mediterranean and Arabian Seas) on invasions spread

through ballast water and biofouling throughout the world, and time series data documenting the Lessepsian invasion via the Suez Canal. We will then develop trait-based population models coupled to global ocean models to provide susceptibility to invasion of different marine ecosystems.

Some of the specific questions we will address in this project include: (1) are there characteristic patterns in invasion traits in different habitats: artificial and natural reefs, waterfronts invasions via ballast water, invasions based on changes in connectivity patterns (e.g. Suez and Panama canals, new corridors in the Red Sea)? (2) Can invasion traits be used to describe changes in community structure across environmental gradients (e.g. climate, habitat, anthropogenic pressures)? (3) How do invasion traits and local community composition interact with population connectivity across space and time to drive invasion success on a global scale?

Models and data will be combined to answer the questions above and to define characteristic trait dynamics and interactions driving invasion success in changing oceans.

Supervisors: Mary Wisz, Patrizio Mariani; Collaborators: Susana Carvalho (KAUST), David Moulliot (U. Montpellier), Loïc Pellissier (U. Zurich), W. Cheung (U. British Columbia, Canada)

References

- Andersen KH, Aksnes DL, Berge T, Fiksen Ø, Visser A (2014) Modelling emergent trophic strategies in plankton. *J Plankton Res* 37:862–868
- Andersen KH, Berge T, Gonçalves RJ, Hartvig M, Heuschele J, Hylander S, Jacobsen NS, Lindemann C, Martens EA, Neuheimer AB, Olsson KH, Palacz A, Prowe AEF, Sainmont J, Traving SJ, Visser AW, Wadhwa N, Kiørboe T (2016) Characteristic Sizes of Life in the Oceans, from Bacteria to Whales. *Ann Rev Mar Sci* 8:217–241
- Andersen KH, Beyer JE (2006) Asymptotic size determines species abundance in the marine size spectrum. *Am Nat* 168:54–61
- Andersen KH, Beyer JE, Lundberg P (2009) Trophic and individual efficiencies of size-structured communities. *Proc R Soc London B* 276:109–14
- Andersen KH, Jacobsen NS, Farnsworth KD (2016a) The theoretical foundations for size spectrum models of fish communities. *Can J Fish Aquat Sci* 73:575–588
- Andersen KH, Jacobsen NS, Farnsworth KD (2016b) The theoretical foundations for size spectrum models of fish communities. *Can J Fish Aquat Sci*
- Anderson, O.R., Spindler M, Bé AWH (1979) Trophic activity of planktonic foraminifera. *J Mar Biol Assoc United Kingdom* 59:791–799
- Assmy P, Smetacek V, Montresor M, Klaas C, Henjes J, Strass VH, Arrieta JM, Bathmann U, Berg GM, Breitbarth E, Cisewski B, Friedrichs L, Fuchs N, Herndl GJ, Jansen S, Kragelsky S, Latasa M, Peeken I, Rottgers R, Scharek R, Schuller SE, Steigenberger S, Webb a., Wolf-Gladrow D (2013) Thick-shelled, grazer-protected diatoms decouple ocean carbon and silicon cycles in the

- iron-limited Antarctic Circumpolar Current. *Proc Natl Acad Sci* 110:20633–20638
- Banas NS (2011) Adding complex trophic interactions to a size-spectral plankton model: Emergent diversity patterns and limits on predictability. *Ecol Modell* 222:2663–2675
- Barton AD, Irwin AJ, Finkel Z V., Stock CA (2016) Anthropogenic climate change drives shift and shuffle in North Atlantic phytoplankton communities. *Proc Natl Acad Sci* 7:201519080
- Barton AD, Pershing AJ, Litchman E, Record NR, Edwards KF, Finkel Z V, Kiørboe T, Ward BA (2013) The biogeography of marine plankton traits. *Ecol Lett* 16:522–534
- Berge T, Chakraborty S, Hansen PJ, Andersen KH (2016) Modelling succession of key resource harvesting traits of mixotrophic plankton populations. *ISME J*
- Bergkvist J, Selander E, Pavia H (2008) Induction of toxin production in dinoflagellates: The grazer makes a difference. *Oecologia* 156:147–154
- Bianchi D, Galbraith ED, Carozza D a., Mislán K a. S, Stock CA (2013) Intensification of open-ocean oxygen depletion by vertically migrating animals. *Nat Geosci* 6:545–548
- Bollens SM, Rollwagen-Bollens G, Quenette JA, Bochdansky AB (2011) Cascading migrations and implications for vertical fluxes in pelagic ecosystems. *J Plankton Res* 33:349–355
- Boyce DG, Frank KT, Leggett WC (2015) From mice to elephants: overturning the “one size fits all” paradigm in marine plankton food chains (T Wootton, Ed.). *Ecol Lett* 18:504–515
- Brose U, Williams R, Martinez N (2006) Allometric scaling enhances stability in complex food webs. *Ecol Lett*:1228–1236
- Brun P, Kiørboe T, Licandro P, Payne MR (2016) The predictive skill of species distribution models for plankton in a changing climate. *Glob Chang Biol*:22: 3170–3181
- Brun P, Payne MR, Kiørboe T (2016a) Trait biogeography of marine copepods - an analysis across scales. *Ecol Lett* 19: 1403–1413
- Cardinale BJ, Duffy JE, Gonzalez A, Hooper DU, Perrings C, Venail P, Narwani A, Mace GM, Tilman D, A. Wardle D, Kinzig AP, Daily GC, Loreau M, Grace JB, Larigauderie A, Srivastava DS, Naeem S (2012) Biodiversity loss and its impact on humanity. *Nature* 489:326–326
- Caron DA, Be AWH (1984) Predicted and observed feeding rates of the spinose planktonic foraminifer *Globigerinoides sacculifer*. *Bull Mar Sci* 35:1–10
- Carroll Lohan M, James Poulton A, Buskey E, Liu H, Chen M, Zhu F, Harrison PJ (2016) Effect of Diatom Silica Content on Copepod Grazing, Growth and Reproduction. *Artic Growth Reprod Front Mar Sci* 3
- Chakraborty S, Nielsen LT, Andersen KH (2016a) Trophic strategies of unicellular plankton. Submitted
- Chakraborty S, Nielsen LT, Andersen KH (2016b) Trophic strategies of unicellular plankton. to Appear *Am Nat*
- Christensen V, Walters CJ (2004) Ecopath with Ecosim: methods, capabilities and limitations. *Ecol Modell* 172:109–139
- Dahms HU (1995) Dormancy in the Copepoda - an overview. *Hydrobiologia* 306:199–211

- Dam HG (2013) Evolutionary Adaptation of Marine Zooplankton to Global Change. *Ann Rev Mar Sci* 5:349–370
- Dam HG, Roman MR, Youngbluth MJ (1995) Downward export of respiratory carbon and dissolved inorganic nitrogen by diel-migrant mesozooplankton at the JGOFS Bermuda time-series station. *Deep Sea Res Part I Oceanogr Res Pap* 42:1187–1197
- Dill LM (1987) Animal decision making and its ecological consequences: the future of aquatic ecology and behaviour. *Can J Zool* 65:803–811
- Dutkiewicz S, Hickman AE, Jahn O, Gregg WW, Mouw CB, Follows MJ (2015) Capturing optically important constituents and properties in a marine biogeochemical and ecosystem model. *Biogeosciences* 12:4447–4481
- Edelist D, Rilov G, Golani D, Carlton JT, Spanier E (2013) Restructuring the Sea: Profound shifts in the world's most invaded marine ecosystem. *Divers Distrib* 19:69–77
- Eichner M, Rost B, Kranz SA (2014) Diversity of ocean acidification effects on marine N₂ fixers. *J Exp Mar Bio Ecol* 457:199–207
- Eklöf A, Jacob U, Kopp J, Bosch J, Castro-Urgal R, Chacoff NP, Dalsgaard B, Sassi C de, Galetti M, Guimarães PR, Lomáscolo SB, Martín González AM, Pizo MA, Rader R, Rodrigo A, Tylianakis JM, Vázquez DP, Allesina S (2013) The dimensionality of ecological networks. *Ecol Lett* 16:577–583
- Elton CS (1958) *Ecology of Invasions by Animals and Plants*. Chapman & Hall, London
- Falkowski PG, Fenchel T, DeLong EF (2008) The microbial engines that drive earth's biogeochemical cycles. *Science* (80-) 320:1034–1039
- Franks PJS (2009) Planktonic ecosystem models: Perplexing parameterizations and a failure to fail. *J Plankton Res* 31:1299–1306
- Fulton EA, Link JS, Kaplan IC, Savina-Rolland M, Johnson P, Ainsworth C, Horne P, Gorton R, Gamble RJ, Smith ADM, Smith DC (2011) Lessons in modelling and management of marine ecosystems: The Atlantis experience. *Fish Fish* 12:171–188
- Giakoumi S, Guilhaumon F, Kark S, Terlizzi A, Claudet J, Felling S, Cerrano C, Coll M, Danovaro R, Fraschetti S, Koutsoubas D, Ledoux J-B, Mazar T, Mérigot B, Micheli F, Katsanevakis S (2016) Space invaders; biological invasions in marine conservation planning (L Hawkes, Ed.). *Divers Distrib*:1–12
- Gravel D, Albouy C, Thuiller W (2016) The meaning of functional trait composition of food webs for ecosystem functioning. *Philos Trans R Soc Lond B Biol Sci* 371:178–185
- Hallegraeff GM (2010) Ocean climate change, phytoplankton community responses, and harmful algal blooms: A formidable predictive challenge. *J Phycol* 46:220–235
- Hamm CE, Merkel R, Springer O, Jurkojc P, Maier C, Prechtel K, Smetacek V (2003) Architecture and material properties of diatom shells provide effective mechanical protection. *Nature* 421:841–843
- Hansen AN, Visser AW (2016) Carbon export by vertically migrating zooplankton: An optimal behavior model. *Limnol Oceanogr* 61:701–710
- Hays GC (1994) Zooplankton avoidance activity. *Nature* 376:650–650

- Holt RE, Jørgensen C (2015) Climate change in fish : effects of respiratory constraints on optimal life history and behaviour. *Biol Lett* 11:20141032
- Hugie DM, Dill LM (1994) Fish and game: a theoretic approach to habitat selection by predators and prey. *J Fish Biol* 45:151–169
- Jacob U, Thierry A, Brose U, Arntz WE, Berg S, Brey T, Fetzer I, Jonsson T, Mintenbeck K, Möllmann C, Petchey OL, Riede JO, Dunne JA (2011) The Role of Body Size in Complex Food Webs. A Cold Case. *Adv Ecol Res* 45:181–223
- Jennings S, Collingridge K (2015) Predicting Consumer Biomass, Size-Structure, Production, Catch Potential, Responses to Fishing and Associated Uncertainties in the World's Marine Ecosystems. *PLoS One* 10:e0133794
- Jónasdóttir SH, Visser AW, Richardson K, Heath MR (2015) Seasonal copepod lipid pump promotes carbon sequestration in the deep North Atlantic. *Proc Natl Acad Sci U S A* 112:12122–6
- Jonsson PR, Pavia H, Toth G (2009) Formation of harmful algal blooms cannot be explained by allelopathic interactions. *Proc Natl Acad Sci U S A* 106:11177–11182
- Kaartvedt S, Røstad A, Fiksen Ø, Melle W, Torgersen T, Breien MT, Klevjer TA (2005) Piscivorous fish patrol krill swarms. *Mar Ecol Prog Ser* 299:1–5
- Kjørboe T, Jiang H, Gonçalves RJ, Nielsen LT, Wadhwa N (2014) Flow disturbances generated by feeding and swimming zooplankton. *Proc Natl Acad Sci* 111:11738–11743
- Kirtman B, Power SB, Adedoyin JA, Boer GJ, Bojariu R, Camilloni I, Doblas-Reyes FJ, Fiore AM, Kimoto M, Meehl GA, Prather M, Sarr A, Schar C, Sutton R, Oldenborgh GJ van, Vecchi G, Wang HJ (2013) Near-term Climate Change: Projections and Predictability. In: Stocker TF, Qin D, Plattner G-K, Tignor M, Allen SK, Boschung J, Nauels A, Xia Y, Bex V, Midgley PM (eds) *Climate Change 2013: The Physical Science Basis. Contribution of Working Group I to the Fifth Assessment Report of the Intergovernmental Panel on Climate Change*. Cambridge University Press, Cambridge, United Kingdom and New York, NY, USA
- Kolar CS, Lodge DM (2001) Progress in invasion biology: Predicting invaders. *Trends Ecol Evol* 16:199–204
- Kroeker KJ, Kordas RL, Crim RN, Singh GG (2010) Meta-analysis reveals negative yet variable effects of ocean acidification on marine organisms. *Ecol Lett* 13:1419–1434
- Langlois V, Andersen a, Bohr T, Visser a, Fishwick J, Kjørboe T (2009) Significance of swimming and feeding currents for nutrient uptake in osmotrophic and interception feeding flagellates. *Aquat Microb Ecol* 54:35–44
- Lauro FM, McDougald D, Thomas T, Williams TJ, Egan S, Rice S, DeMaere MZ, Ting L, Ertan H, Johnson J, Ferriera S, Lapidus A, Anderson I, Kyrpides N, Munk AC, Detter C, Han CS, Brown M V, Robb FT, Kjelleberg S, Cavicchioli R (2009) The genomic basis of trophic strategy in marine bacteria. *Proc Natl Acad Sci U S A* 106:15527–33
- Lima SL (1998) Nonlethal effects in the ecology of predator-prey interactions. *Bioscience* 48:25–34
- Mangel M, Clark CW (1986) Search theory in natural resource modeling. *Nat Resour Model*:3–53
- Maps F, Record NR, Pershing a. J (2014) A metabolic approach to dormancy in pelagic copepods

- helps explaining inter- and intra-specific variability in life-history strategies. *J Plankton Res* 36:18–30
- Maynard Smith J (1976) Evolution and the theory of games. *Am Sci* 64:41–45.
- Monteiro FM, Bach LT, Brownlee C, Bown P, Rickaby REM, Poulton AJ, Tyrrell T, Beaufort L, Dutkiewicz S, Gibbs S, Gutowska MA, Lee R, Riebesell U, Young J, Ridgwell A (2016) Why marine phytoplankton calcify. *Sci Adv* 2:e1501822
- Monteiro FM, Follows MJ, Dutkiewicz S (2010) Distribution of diverse nitrogen fixers in the global ocean. *Global Biogeochem Cycles* 24
- Nielsen LT, Kiørboe T (2015) Feeding currents facilitate a mixotrophic way of life. *ISME J* 9:2117–2127
- Nordström M., Aarnio K, Törnroos a, Bonsdorff E (2015) Nestedness of trophic links and biological traits in a marine food web. *Ecosphere* In press:1–14
- Ohman MD, Romagnan J-B (2016) Nonlinear effects of body size and optical attenuation on Diel Vertical Migration by zooplankton. *Limnol Oceanogr* 61:765–770
- Pauly D, Zeller D (2015) Sea Around Us concepts, design and data. searoundus.org
- Pigolotti S, López C, Hernández-García E (2007) Species clustering in competitive Lotka-Volterra models. *Phys Rev Lett* 98:1–4
- Pinsky ML, Worm B, Fogarty MJ, Sarmiento JL, Levin SA (2013) Marine Taxa Track Local Climate Velocities. *Science* (80-) 341:1239–1242
- Pondaven P, Gallinari M, Chollet S, Bucciarelli E, Sarthou G, Schultes S, Jean F (2007) Grazing-induced changes in cell wall silicification in a marine diatom. *Protist* 158:21–28
- Pörtner HO, Knust R (2007) Climate change affects marine fishes through the oxygen limitation of thermal tolerance. *Science* 315:95–7
- Reygondeau G, Beaugrand G (2011) Future climate-driven shifts in distribution of *Calanus finmarchicus*. *Glob Chang Biol* 17:756–766
- Ridgwell A, Zeebe RE (2005) The role of the global carbonate cycle in the regulation and evolution of the Earth system. *Earth Planet Sci Lett* 234:299–315
- Rooney N, McCann K, Gellnet G, Moore JC (2006) Structural asymmetry and the stability of diverse food webs. *Nature* 442:265–269
- Rost B, Zondervan I, Wolf-Gladrow D (2008) Sensitivity of phytoplankton to future changes in ocean carbonate chemistry: Current knowledge, contradictions and research directions. *Mar Ecol Prog Ser* 373:227–237
- Sainmont J, Thygesen UH, Visser AW (2013) Diel vertical migration arising in a habitat selection game. *Theor Ecol* 6:241–251
- Schiebel R (2002) Planktic foraminiferal sedimentation and the marine calcite budget. *Glob Biogeochem Cycles* 16:1065
- Schmitz OJ, Křivan V, Ovadia O (2004) Trophic cascades: the primacy of trait-mediated indirect interactions. *Ecol Lett* 7:153–163

- Schramski JR, Dell AI, Grady JM, Silby RM, Brown JH, Sibly RM, Brown JH (2015) Metabolic theory predicts whole-ecosystem properties. *Proc Natl Acad Sci* 112:201423502
- Selander E, Thor P, Toth G, Pavia H (2006) Copepods induce paralytic shellfish toxin production in marine dinoflagellates. *Proc R Soc B Biol Sci* 273:1673–1680
- Sheldon RW, Sutcliffe Jr. WH, Paranjape MA (1977) Structure of pelagic food chain and relationship between plankton and fish production. *J Fish Res Board Canada* 34:2344–2353
- Smith SL, Pahlow M, Merico A, Wirtz KW (2011) Optimality-based modeling of planktonic organisms. *Limnol Oceanogr* 56:2080–2094
- Spence MA, Blackwell PG, Blanchard JL (2015) Parameter uncertainty of a dynamic multi-species size spectrum model. *Can J Fish Aquat Sci*
- Spindler M, Hemleben C, Salomons JB, Smit LP (1984) Feeding behavior of some planktonic foraminifers in laboratory cultures. *J Foraminifer Res* 14:237–249
- Stamieszkin K, Pershing AJ, Record NR, Pilskaln CH, Dam HG, Feinberg LR (2015) Size as the master trait in modeled copepod fecal pellet carbon flux. *Limnol Oceanogr* 60:2090–2107
- Steinberg DK, Mooy BAS van, Buesseler KO, Boyd PW, Kobari T, Karl DM (2008) Bacterial vs . zooplankton control of sinking particle flux in the ocean ' s twilight zone. *Limnol Oceanogr* 53:1327–1338
- Stock CA, Dunne JP, John JG (2014) Global-scale carbon and energy flows through the marine planktonic food web: An analysis with a coupled physical-biological model. *Prog Oceanogr* 120:1–28
- Suess E (1980) Particulate organic carbon flux in the oceans-surface productivity and oxygen utilization. *Nature* 288:260–263
- Thomas MK, Kremer CT, Klausmeier C a, Litchman E (2012) A global pattern of thermal adaptation in marine phytoplankton. *Science* (80-) 338:1085–1088
- Thompson RM, Brose U, Dunne JA, Hall RO, Hladyz S, Kitching RL, Martinez ND, Rantala H, Romanuk TN, Stouffer DB, Tylianakis JM (2012) Food webs: Reconciling the structure and function of biodiversity. *Trends Ecol Evol* 27:689–697
- Tillmann U (2004) Interactions between Planktonic Microalgae and Protozoan Grazers. *J Eukaryot Microbiol* 51:156–168
- Törnroos A, Bonsdorff E (2012) Developing the multitrait concept for functional diversity: Lessons from a system rich in functions but poor in species. *Ecol Appl* 22:2221–2236
- Törnroos A, Bonsdorff E, Bremner J, Blomqvist M, Josefson AB, Garcia C, Warzocha J (2015) Marine benthic ecological functioning over decreasing taxonomic richness. *J Sea Res* 98:49–56
- Toseland A, Daines SJ, Clark JR, Kirkham A, Strauss J, Uhlig C, Lenton TM, Valentin K, Pearson GA, Moulton V, Mock T (2013) The impact of temperature on marine phytoplankton resource allocation and metabolism. *Nat Clim Chang* 3:979–984
- Turner J (2002) Zooplankton fecal pellets, marine snow and sinking phytoplankton blooms. *Aquat Microb Ecol* 27:57–102

- Urban MC, Bocedi G, Hendry AP, Mihoub J-B, Pe'er G, Singer A, Bridle JR, Crozier LG, Meester L De, Godsoe W, Gonzalez A, Hellmann JJ, Holt RD, Huth A, Johst K, Krug CB, Leadley P, Palmer SC., Pantel J., Schmitz A, Zollner PA, Travis JMJ (2016) Improving the forecast for biodiversity under climate change. *Science* (80-):in revision
- Ursin E (1967) A mathematical model of some aspects of fish growth, respiration and mortality. *J Fish Res Bd Canada* 24:2355–2453
- Vermeij GJ (1991) When biotas meet: understanding biotic interchange. *Science* (80-) 253:1099–1104
- Villarino E, Chust G, Licandro P, Butenschön M, Ibaibarriaga L, Larrañaga A, Irigoien X (2015) Modelling the future biogeography of North Atlantic zooplankton communities in response to climate change. *Mar Ecol Prog Ser* 531:121–142
- Visser AW, Grønning J, Jónasdóttir SH (2016) *Calanus hyperboreus* and the lipid pump. *Limnol Oceanogr*
- Wilken S, Huisman J, Naus-Wiezer S, Donk E Van (2013) Mixotrophic organisms become more heterotrophic with rising temperature. *Ecol Lett* 16:225–233
- Xu J, Hansen P, Nielsen L, Krock B, Tillmann U, Kiørboe T Distinctly different behavioral responses of a copepod, *Temora longicornis*, to different strains of toxic dinoflagellates, *Alexandrium* spp. *Harmful Algae*, Submitt
- Zhang C, Chen Y, Ren Y (2015) Assessing uncertainty of a multispecies size-spectrum model resulting from process and observation errors. *ICES J Mar Sci* 72:2223–2233
- Zhang L, Hartvig M, Knudsen K, Andersen KH (2013) Size-based predictions of food web patterns. *Theor Ecol* 7:23–33
- Zhang L, Takahashi D, Hartvig M, Andersen KH (2016) Food-web dynamics under climate change. Submitted

APPENDIX 2: PI CVs

We include short CVs for the Centre management team and even shorter ones for PIs

SHORT CV FOR THOMAS KIØRBOE

Personal data: Born 13-07-51. Danish citizen. <http://staff.dtu.dk/tkboe>

Education: M.Sc. in marine Ecology, 1977, PhD. in Ecophysiology 1982, and Dr. Sc. 1988, all at University of Copenhagen.

Employments: Civil service 1977-78, various fellowships 1978-1983, Research Scientist (1983), Senior Scientist (1992), Research Professor (1994), and Section head and Professor (2008) at DTU Aqua. Adjunct Professor at SDU (2006-2010). Visiting Professor at CSIC, Barcelona, Spain (2005-2006), MIT, Boston, USA (2009-2010), UC Berkeley, USA (2013-14).

Research competencies and interests: Plankton ecology and biogeography, small-scale biological-physical interactions, zooplankton ecology, microbial ecology, trait-based ecology, marine snow, modelling.

Research leadership: Leader of VKR center of excellence *Centre for Ocean Life* (www.oceanlifecentre.dk); Danish node-leader of Nordic Centre of Excellence (*Climate Change Effects on Marine Ecosystems and Resource Economics*, www.normer.uio.no/). Formerly leader of Research network (*Trait-based plankton ecology*, 1993-2013) supported by the Danish Research Council, and head of section at DTU Aqua (2008-13).

Teaching: Teaches courses in *Ecology*, *Oceanography* and *Biological Oceanography* at DTU. Co-organizer and teacher at many international summer schools, most recently *From Bloom to Gloom* (Iceland, 2013), *Climate-Biogeochemistry Interactions in the Tropical Ocean* (Kristineberg, Sweden, 2013), *Cooperative particles: Patchy colloids, active matter and nanofluids* (Geilo Physics School 2015). Has supervised about 50 PhD students and post docs (currently 7 PhD students and 2 post docs).

Community services (international): Co-editor or member of the editorial board of 6 international journals (4 at present: *Limnology & Oceanography*, *Journal of Plankton Research*, *Scientia Marina*, *Phuket Marine Biological Center Research Bulletin*); Organizer of several international workshops on *trait-based approaches to ocean life* and *Small-scale*, most recently at *Aspen Center for Physics* (20011, 2015), *Les Houches Physics School* (2013), *Eilat Marine Biological Station* (2016), and at the *Royal Danish Academy of Sciences and Letters*, Copenhagen (2013).

Honours and awards:

- Elected Fellow of Royal Danish Academy of Science and Letters (1996)
- Elected Fellow The Danish Academy of Natural Sciences (1994)

- Elected Member of The Danish Academy for Technical Sciences (2009)
- Awarded Danish ‘Researcher of the year’ (2005)
- Listed as “[Highly Cited Author](#)” by ISI (2001)
- Recipient of the [A.G. Huntsman award 2007](#)
- Recipient of the [G. A. Hageman Gold medal 2015](#)
- Elected Sustaining Fellow of ASLO (2016)

Publications (with recent examples) (About 180 peer reviewed journal articles, 2 books, H-index 64 (Google Scholar))

1. **Kjørboe, T.** 2008. A Mechanistic Approach to Plankton Ecology. Princeton University Press, 209 pp
2. **Kjørboe, T.**, Andersen, A., Langlois, V., Jakobsen, H. H., and Bohr, T. 2009. Mechanisms and feasibility of prey capture in ambush feeding zooplankton. *PNAS.*, 106: 12394-12399 (**Highlighted in Science**)
3. **Kjørboe, T.**, Andersen, A. Langlois, V., and Jakobsen, H. H. 2010. Unsteady motion: Escape jumps in copepods, their kinematics and energetics. *J. Roy. Soc. Interface*, 7: 1591-1602
4. **Kjørboe, T.**, Jiang, H., and Colin, S. P. 2010. Danger of zooplankton feeding: The fluid signal generated by ambush feeding copepods. *Proc. Roy. Soc. B.*, 277:3229-3237.
5. **Kjørboe, T.** 2011. How zooplankton feed: Mechanisms, traits and tradeoffs. *Biol. Rev.*, 86: 311-340. (**Featured on the front cover**)
6. Selander, E., Jakobsen, H.H., Lombard, F., and **Kjørboe, T.** (2011). Grazer cues induce stealth behaviour in marine dinoflagellates. *PNAS.*, 108: 4030-4034. (**Highlighted in Nature**)
7. Kjellerup, S. and **Kjørboe, T.** (2012). Prey detection in a cruising copepod. *Biol. Lett.* 8: 438-441. (**Featured in Science**)
8. Jaspers, C., Haraldson, M., Bolte, S., Reusch, T. B. H., and **Kjørboe, T.** (2012). Ctenophore population recruits entirely through larval reproduction in the central Baltic Sea. *Biol. Lett.* doi:10.1098/rsbl.2012.0163 (**Featured in Nature**)
9. **Kjørboe, T.**, and Jiang, H. (2013) To eat and not be eaten: Optimal foraging behavior in suspension feeding copepods. *J. Roy. Soc. Int.* 10: 20120693.
10. **Kjørboe T.**, Hirst, A. G. (2014) Shifts in mass-scaling of respiration, feeding, and growth rates across life-form transitions in marine pelagic organisms. *Am. Nat.* 183: E118–E130.
11. **Kjørboe T**, Jiang H, Goncalves RJ, Nielsen LT, Wadhwa N (2014) Flow disturbances generated by feeding and swimming zooplankton. *PNAS* 111:11738–11743. (**Featured in Scientific American and Journal of Experimental Biology**)
12. **Kjørboe T**, Ceballos S, Thygesen UH (2015) Interrelations between senescence, life history traits, and behaviour in planktonic copepods. *Ecology* 96: 2225-2235

SHORT CV FOR KEN H ANDERSEN

Personal data: Born 18-01-69. Danish citizen. <http://ken.haste.dk>

Education: M.Sc. in physics 1995 (Roskilde University), PhD. in physics 1999 (Copenhagen University).

Employments: Post doc at “La Sapienza”, Institute of Physics, Rome, Italy (1999-2000); Assistant Professor, Institute of Hydraulic Research, DTU (1999-2002); Developer of 3D laser scanners and 3D modelling software, 3Shape.com (2002-2003); Researcher, Danish Institute for Fisheries Research (2003-2005); Senior Scientist (2005-2009), Associate Professor (2009-2011), Professor in Theoretical Marine Ecology (since 2011) and head of section (since 2014), all at DTU Aqua. Visiting scientist at Princeton, USA (2016).

Research competencies and interests: Theoretical marine ecology, in particular trait-based models. Ecological and evolutionary consequences of fisheries. Plankton ecology.

Research leadership: Deputy direction of VKR centre of excellence *Centre for Ocean Life* (www.oceanlifecentre.dk); Leader of the national “Marine Ecological Modelling Centre” (2010-2014); Danish node-leader of EU Training Network (*MarMaed*; marmaed.uio.no). Head of section at DTU Aqua (2014-).

Teaching: Responsible for courses in *Mathematical Ecology*, *Computational Ecological Modelling*, and *Topics in Aquatic Science and Technology* at DTU-Aqua. Has supervised and co-supervised about 8 PhD students and 2 post docs; (currently 3 PhD students and 2 post docs).

Community services (international): Topic editor on *ICES Journal of Marine Science* for modelling. Reviewer for numerous journals in ecology and fisheries science (about 10 per year): PNAS, Ecology Letters, American Naturalist, Canadian Journal of Fisheries and Aquatic Science, Proc. of the Royal Soc. London B, J. Theor. Biology, Oikos, Evolutionary Ecology, and others. On the board of three international workshops on *trait-based approaches to ocean life* (2013, 2015 and 2017), and organizer of two mini-symposia in size-based approaches to fisheries (2012 and 2014).

Publications (with recent examples) (About 75 peer reviewed journal articles, H-index 19 Web of Science).

1. **K.H. Andersen**, N.S. Jacobsen, T. Jansen and J.E. Beyer (2016) [When in life does density dependence occur in fish populations?](#) *To appear in Fish and Fisheries*.
2. N.S. Jacobsen, M. Burgess and **K.H. Andersen** (2016): Efficiency of fisheries is increasing at the ecosystem level. [Fish and Fisheries](#) doi:10.1111/faf.12171.
3. **Andersen KH**, Berge T, Gonçalves RJ, Hartvig M, Heuschele J, Hylander S, Jacobsen NS, Lindemann C, Martens EA, Neuheimer AB, Olsson K, Palacz A, Prowe F, Sainmont J, Traving SJ, Visser AW, Wadhwa N, Kiørboe T. (2016). [Characteristic Sizes of Life in the Oceans, from Bacteria to Whales](#). Annual Reviews in Marine Science. doi: 10.1146/annurev-marine-122414-

034144.

4. T. Berge, S. Chakraborty, P.J. Hansen and **K.H. Andersen** (2016): Modelling succession of key resource harvesting traits of mixotrophic plankton populations. *The ISME Journal* doi: 10.1038/ismej.2016.92.
5. **K.H. Andersen**, N.S. Jacobsen and K.D. Farnsworth (2016): The theoretical foundations for size spectrum models of fish communities. *Canadian Journal of Fisheries and Aquatic Science* 73(4): 575-588 doi:10.1139/cjfas-2015-0230.
6. **Andersen KH**, Brander K, Ravn-Jensen LJ. (2015). [Trade-offs between objectives for ecosystem management of fisheries](#). *Ecological Applications* 25, 1390-1396.
7. **Andersen KH**, Beyer JE. (2015). [Size structure, not metabolic scaling rules, determines fisheries reference points](#). *Fish and Fisheries*, 16(1), 1-22.
8. Neuheimer AB, Hartvig M, Heuschele J, Hylander S, Kjørboe T, Olsson KH, Sainmont J, **Andersen KH**. (2015). [Adult and offspring size in the ocean over 17 orders of magnitude follows two life history strategies](#). *Ecology*, 96(12), 3303–3311
9. F. Scott, J.L. Blanchard and **K.H. Andersen**: *mizer*: an R package for multispecies, trait-based and community size spectrum ecological modelling. *Methods in Ecology and Evolution* 5(10) 1121-1125 (2014).
10. L. Zhang, M. Hartvig, M. Knudsen and **K.H. Andersen**: Size-based predictions of food web patterns. *Theoretical Ecology* 7:23–33 (2014).
11. N.S. Jacobsen, H. Gislason and **K.H. Andersen**. The consequences of balanced harvesting of fish communities. *Proc. Roy. Soc. B*. 281: 20132701 (2014).
12. Hartvig M, **Andersen KH**, Beyer JE. (2011). Food web framework for size-structured populations. *J. Theo. Biol.* 272(1), 113-122.
13. **K.H. Andersen** and M. Pedersen: [Damped trophic cascades driven by fishing in marine ecosystems](#). *Proc. Roy. Soc. London B* 277, 795–802 (2010). doi: 10.1098/rspb.2009.1512.
14. **K.H. Andersen** and K. Brander: [Expected rate of fisheries-induced evolution is slow](#). *PNAS* 106(28) 11657-11660 (2009). See also the "[evolutionary calculator](#)".

SHORT CV FOR ANDRÉ W. VISSER

Personal data: Born 08-08-57. New Zealand and Netherlands citizen. <http://www.staff.dtu.dk/avis>

Education: M.Sc. Physics, Victoria University of Wellington New Zealand (1983), Ph.D. Coastal Oceanography, State University of New York, Stony Brook, USA (1989), Doctor Technices, Technical University of Denmark (2011).

Employments: Adjunct Assistant Professor, Long Island University, Southampton, USA (1989), Associate Professor, Universidad Autonoma de Baja Calafornia, Ensenada, Mexico (1989-1991), Universitair Docent, Utrecht University, Netherlands (1991-1995). -Senior Scientist, DIFRES (1995-2011), Professor of Physical Oceanography, DTU Aqua (since 2011)

Research competencies and interests: The dynamics of shelf seas including wind, tidal and buoyancy driven circulation. Oceanic turbulence, particularly its effect on biological processes. The small-scale bio-physics of marine plankton and its implications on behavioral and evolutionary ecology of marine systems. The physical oceanography of high latitude seas. Trait-based approach to marine ecosystem modelling.

Research leadership: Leader of Oceanography research area DTU Aqua. Coordinator NAACOS DSF (2011-2015), WP leader H2020 Blue Growth (grant 633098): UTOFIA (2015-2018; PI), Coordinator GCRC: Physical oceanography in Greenland waters in climate change (2010-2014). Education Committee, DTU Aqua; Program committee for Earth and Space Science and Technology DTU.

Teaching: Teaches courses 25302 *Physical Oceanography*, 25410 *Biological Oceanography*, 25325 *Aquatic Ecology and Climate Change*, 25104 *Ocean Science and Technology*, 25102 *Oceanography*. Serves as Pedagogical Coordinator, DTU Aqua (2011-present) Co-organizer and teacher summer schools, most recently *Advanced School on Complexity, Adaptation & Emergence in Marine Ecosystems*, (Trieste 2010), *From Bloom to Gloom* (Iceland, 2013). Has supervised 10 PhD students and post docs (currently 2 PhD students and 1 post docs).

Community services (international): Editorial Board: Limnology and Oceanography Fluids and Environment. Diversity Committee, ASLO. International reviewer for research programmes including NSF (USA), NWO (Netherlands), NERC (UK), Marsden Fund (New Zealand). External examiner (opponent) on about 10 PhDs at, for instance University of Liège, University of Bergen, University of Southampton, University of Western Australia.

Honours and awards:

New York Sea Grant Scholar (1984), DFF Sabbatical stipend (2004)

Publications (with recent examples) About 68 peer reviewed journal articles, 4 book chapters, 1 book, H-index 27 (Google Scholar)

1. Hansen AN, Visser AW. (2016) Carbon export by vertically migrating zooplankton: an adaptive behavior model. *Limnology and Oceanography*. doi: 10.1002/lno.10249

2. Martens EA, Wadhwa N, Jacobsen NS, Lindemann C, Andersen KH, Visser AW. (2015) Size structures sensory hierarchy in ocean life. *Proceedings of the Royal Society B*. 282(1815), DOI: 10.1098/rspb.2015.1346
3. Jónasdóttir SH, Visser AW, Richardson K, Heath MR. (2015) Seasonal copepod lipid pump promotes carbon sequestration in the deep North Atlantic. *Proceedings of the National Academy Sciences*. doi:10.1073/pnas.1512110112.
4. Rullyanto A, Jónasdóttir SH, Visser, AW, (2015). Advective loss of overwintering *Calanus finmarchicus* from the Faroe-Shetland channel. *Deep Sea Research I*, 98, 76–82. DOI: 10.1016/j.dsr.2014.12.009
5. Sainmont J, Andersen, K H, Varpe Ø, Visser AW (2014) Capital versus income breeding in a seasonal Environment. *American Naturalist*, 184 (4):
6. Sainmont J, Andersen KH, Thygesen UH, Fiksen Ø, Visser AW. (2015) An effective algorithm for approximating adaptive behavior in seasonal environments. *Ecological Modelling*. 311: 20-30.
7. Visser AW, Fiksen Ø. (2013) Optimal foraging in marine ecosystem models: selectivity, profitability and switching. *Marine Ecology Progress Series*. 473: 91-101.
8. Visser AW, Mariani P, Pigolotti S. (2012) Adaptive behaviour, tri-trophic food-web stability and damping of chaos. *Journal of the Royal Society Interface*. 9: 1373-1380
9. Visser AW, (2007) Biomixing of the oceans? *Science*. 316, 838–839. doi:10.1126/science.1141272
10. Visser AW, (2007) Motility of zooplankton: fitness, foraging and predation. *Journal of Plankton Research*. 29 (5) 447–461. doi:10.1093/plankt/fbm029
11. Visser AW, Kiørboe T. (2006) Plankton motility patterns and encounter rates. *Oecologia*. 148: 539–546. doi 10.1007/s00442-006-0385-4

SHORT CV FOR MARTIN LINDEGREN

Personal data: Born 29-05-78. Swedish citizen. www.researchgate.net/profile/Martin_Lindegren

Education: M.Sc. in Aquatic Ecology at Lund University, Sweden (2004). PhD. in Marine Ecology at University of Copenhagen, Denmark (2010).

Employments: Post doc at DTU-Aqua (2010), Center for Macroecology, Evolution and Climate (CMEC) at Copenhagen University (2011), Center for Ecological and Evolutionary Synthesis (CEES) at Oslo University (2011), Scripps Institution of Oceanography (SIO) at University of California, San Diego (2012-2014). Research scientist (2014) and senior scientist, as well as co PI of the Centre for Ocean Life, DTU Aqua since 2015.

Research competencies and interests: Marine and fisheries ecology focusing on the underlying mechanisms and processes (e.g., climate change and fisheries) regulating the dynamics and stability of populations, food webs and ecosystems.

Research leadership: Chair of the ICES Scientific Working Group on *Integrated Assessments of the Baltic Sea* (WGIAB). Co PI of the VKR Center of excellence *Centre for Ocean Life* (www.oceanlifecentre.dk). Co PI of the EU Horizon 2020 International Training Network *MARmaED* (www.marmaed.uio.no). Baltic Sea representative of the EUR-oceans project, *IndiSeas2*. Leader of a newly formed research group on *Marine biodiversity and ecosystem functioning: key patterns in nature* funded by a VILLUM fonden Young Investigator Individual Grant.

Teaching: Invited lecturer in a number of courses (e.g., Fisheries Ecology, Biological Oceanography, Climate effects of Marine Ecosystems, Ecosystem-based fisheries management) organised at University of California, University of Hamburg, University of Lund, University of Copenhagen, Technical University of Denmark. Is currently supervising (or co-supervising) 8 PhD students and 3 MSc students.

Community services (international): Associate Editor and Member of the Editorial Board, Fisheries Oceanography; Chair of the ICES Working Group on Integrated Assessments of the Baltic Sea (WGIAB) providing scientific advice to ecosystem-based marine and fisheries management in the Baltic Sea. Active member in numerous other ICES groups, such as the Working Group on Comparative Analyses between European Atlantic and Mediterranean marine ecosystems (WGCOMEDA). Invited expert at the Pacific Fisheries Management Council (PFMC), USA to inform on climate-related aspects of sardine management (2013).

Honours and awards:

- Awarded the VILLUM Fondens Young Investigator Grant (2015),
- Awarded the Ecological Society of America's Sustainability Science Award (2010),
- Awarded the Scripps Institute of Oceanography Postdoctoral Fellowship (2012-2014)
- Awarded a European Union, Marie Curie Early Stage Training Fellowship (2007-2009)
- Awarded the Linnaeus-Palme Scholarship for studies abroad (2003).

Publications (with 10 recent examples) 29 international peer reviewed publications: 14 as first author, one as last author (resulting from students I am currently supervising) and 17 without my PhD supervisors as co-authors. Contributed to three book chapters.

1. Lindegren, M., D. M. Checkley Jr., T. Rouyer, A. D. MacCall, N. C. Stenseth. 2013. Climate, fishing, and fluctuations of sardine and anchovy in the California Current. **Proc. Natl. Acad. Sci. U.S.A.**, 110:13672-13677.
2. Lindegren M., Östman Ö, Gårdmark A. 2012. Interacting bottom-up and top-down effects shape the population dynamics of herring. **Ecology**, 92: 1407:1413.
3. Lindegren M., C. Möllmann, A. Nielsen, and N. C. Stenseth. 2009. Preventing the collapse of the Baltic cod stock through an ecosystem-based management approach. **Proc. Natl. Acad. Sci. U.S.A.**, 106:14722-14727.
4. Lindegren M., C. Möllmann, A. Nielsen, K. Brander, B. R. MacKenzie, and N. C. Stenseth. 2010. Ecological forecasting under climate change: the case of Baltic cod. **Proc. R. Soc. B.** 277:2121-2130.
5. Lindegren, M., Andersen, K.H., Casini, M., Neuenfeldt, S. 2014. A metacommunity perspective on source-sink dynamics and management: the Baltic Sea as a case study. **Ecol. Applic.**, 24(7):1820-1832.
6. Casini M., T. Blenckner, C. Möllmann, A. Gårdmark, M. Lindegren, M. Llope, G. Kornilovs, M. Plikshs, and N. C. Stenseth. 2012. Predator transitory spillover induces trophic cascades in ecological sinks. **Proc. Natl. Acad. Sci. U.S.A.**, 109:8185-8189.
7. Lindegren M., T. Blenckner, and N. C. Stenseth. 2012. Nutrient reduction and climate change cause a potential shift from pelagic to benthic pathways in a eutrophic marine ecosystem. **Global Change Biol.**, 18:3491-3503.
8. Blenckner, T., Llope, M., Möllmann, C., Voss, R., Quaas, M.F., Casini, M., Lindegren, M., Folke, C., Stenseth, N.C. Climate and fishing steer ecosystem regeneration to uncertain economic futures. **Proc. R. Soc. B.** 282: 20142809.
9. Lindegren, M., Checkley, D.M., Jr., Ohman, M.D., Koslow, A., Goericke, R. 2016. Resilience and Stability of a Pelagic Marine Ecosystem. **Proc. R. Soc. B.**, 283: 20151931.
10. Pécuchet L, Törnroos A, Lindegren M. 2016. Environmental filtering drives functional diversity of fish communities in a large brackish marine ecosystem. **Mar. Ecol. Prog. Ser.**, 546: 239–248

Anders Andersen. <http://www.fysik.dtu.dk/english/Research/FLUIDS/Research-Groups/Complex-Motion-in-Fluids>. Born 10-02-74. **Education and career:** B.Sc. in physics and chemistry, 1997, M.Sc. in physics, 1999, both from the University of Copenhagen; Ph.D. in physics, 2002, from the Technical University of Denmark; Postdoctoral Associate, Department of Theoretical and Applied Mechanics, Cornell University, USA, 2002 – 2005; Assistant Professor, Department of Physics, Technical University of Denmark, 2006 – 2010; Associate Professor, Department of Physics, Technical University of Denmark, 2010 – present. **Research interests:** My research focuses on experimental and theoretical studies of fluid flows in a variety of biological and physical systems. I work currently on two main topics, namely the hydrodynamics of swimming, feeding, and predator avoidance of small aquatic organisms and instabilities and structures in free surface flows and vortex flows. **Teaching and supervision:** 10 years of teaching experience at all academic levels; has earlier supervised three M.Sc. students, two Ph.D. students, and two postdocs, and is currently supervising one Ph.D. student. **Publications:** Has co-authored 26 peer-reviewed publications and 5 other publications.

Kjørboe T, Andersen A, Langlois VJ, Jakobsen HH, Bohr T (2009) Mechanisms and feasibility of prey capture in ambush-feeding zooplankton, *Proceedings of the National Academy of Sciences* 106: 12394-12399.

Andersen A, Wadhwa N, Kjørboe T (2015) Quiet swimming at low Reynolds number, *Physical Review E* 91: 042712, 5 pages.

Colin A Stedmon. <http://staff.dtu.dk/cost>. Born 04-07-76. **Education and career:** B.Sc. Marine Environmental Chemistry, University of Southampton, 1997; PhD, Global Change Ph.D. School, Copenhagen University, 2004; Scientist at NERI-Aarhus University, Dept. of Marine Ecology, 2004-2009, Senior Scientist, 2009-2011; Since 2011 Associate Professor DTU Aqua.

Research interests: encompass chemical oceanography, nutrient and organic matter biogeochemistry; aquatic optics and photo-chemistry; ocean circulation. **Teaching and supervision:** Pedagogical qualification 2013; Guest lecturer and course coordinator for DTU BSc. and MSc. Courses. Supervising/co-supervising (since 2005), 3 Post docs, 7 PhDs, 6 M.Sc.; **Leadership and community service:** Centre Leader, Danish Centre for Marine Research (2015-); Associate editor, *Marine Chemistry*, (2010-); .PhD censor (UNSW Australia & Uppsala Uni.); M.Sc. censor (Aarhus Uni.). Advisory Group member for UK. NERC Changing Arctic Ocean Research Programme (2015-). 19 invited seminar talks and 3 public outreach talks. **Publications:** Authored or co-authored 71 peer-reviewed papers and 2 book chapters. H-index 30 (Web of Science), 34 (Google Scholar).

Two recent publications relevant for the current proposal:

Traving SJ, Thygesen UH, Riemann L Stedmon CA (2015) A model of extracellular enzymes in free-living microbes: which strategy pays off? *Applied and Environmental Microbiology*, 81(21), 7385-7393.

Logue JB, Stedmon CA, Kellerman AM, Nielsen NJ, Andersson AF, Laudon H, Lindström ES, Kritzberg ES (2015) Experimental insights into the importance of aquatic bacterial community composition to the degradation of dissolved organic matter, *The ISME journal*, 1-13.

Mads Peter Sørensen. <http://www.dtu.dk/service/telefonbog/person?id=2425&po=1&tab=1>. Born 11-04-57. **Education and career:** M.Sc. in applied mathematics, 1982, PhD in nonlinear dynamics and solitons, 1984, all from the Technical University of Denmark (DTU). Post doctoral fellow at IBM Zürich Research Laboratory, Switzerland and at Laboratory of Applied Mathematical Physics, DTU, 1985-1990. Associate professor at DTU, 1990-2012. From 2012 professor mso at DTU Compute. **Research interests:** Nonlinear dynamics and industrial mathematics. Nonlinear partial differential equations, solitons and reaction diffusion problems. The applications encompass nonlinear optics, superconductivity, the blood coagulation cascade, excitable insulin producing beta cells, shock waves in fluids, traffic problems and physiologically structured population models. **Teaching and supervision:** 30+ years of teaching experience at all academic levels; has supervised 21 PhD students, 6 post docs, 34 M.Sc. and B.Sc. students. **External stay:** Department of Mathematics, University of Arizona, Tucson, USA, 2000-2001. **Funding:** Has participated in 12 major projects with funding from Danish Research Councils, Private funds, Innovation funds and EU. Cooperation with a number of private companies. **Publications:** Has authored or co-authored 95 ISI publications (citation index 1073), 52 conference proceedings (citation index 32), and 5 editorial works. Web of Science H-index by September 28, 2016: 20.

Patrizio Mariani. <http://staff.dtu.dk/pmar>. Born 21-07-76. **Education and career:** M.Sc. in marine Environmental Science, 2000 (University Parthenope, Italy), PhD. in marine science and engineering, 2005 (University of Naples Federico II, Italy). Postdoctoral fellowships 2006-2008, since 2009 Research Scientist and then Senior Research Scientist (2012) at the Danish Institute for Fisheries Research/DTU Aqua. **Research interests:** encompass physical and biological oceanography, theoretical ecology, migration ecology, numerical modelling in plankton and fish. **Teaching and supervision:** several teaching appointments at the University of Naples “Parthenope” and DTU Aqua. Has supervised (and co-supervised) 3 PhD students, 1 postdoc, ~10 MSc students. **Honours and awards:** Two scholarships University of Naples (1998 – 1999); elected Chair of the Steering Committee of the EUROMARINE network (2015 -). **Publications:** Has authored or co-authored 24 publications in peer-reviewed journals and books.

Mariani, P, Krivan , V, MacKenzie, B & Mullan, C 2016, 'The migration game in habitat network: the case of tuna' Theoretical Ecology, vol 9, no. 2, pp. 219-232., 10.1007/s12080-015-0290-8

Hays, GC*, Christensen, A, Fossette, S, Scofield, G, Talbot, J & **Mariani, P*** 2014, 'Route optimisation and solving Zermelo’s navigation problem during long distance migration in cross flows' Ecology Letters, vol 17, no. 2, pp. 137-143., 10.1111/ele.12219 (*Those Authors contributed equally)

Niels Gerner Andersen. Born 21-08-53. **Education and career:** M.Sc. in marine ecology, 1983, from University of Copenhagen. Position since 1983 as Research Scientist, Senior Research Scientist (2003–) at the Danish Institute for Fisheries Research/DTU Aqua. **Research interests:** Aspects of the biology of individuals relevant for the dynamics of fish stocks and ecosystems. Focus on processes related to spatial distribution, species interactions and bioenergetics under variable environmental forcing conditions; using experimental and theoretical approaches to create mechanistic process models suited for scaling of biological processes from individual to population and ecosystem levels. **Teaching and**

supervision: 25+ years of teaching experience; has supervised 4 PhD students. **Publications:** Has authored or co-authored 34 peer-reviewed papers.

Andersen NG, Chabot D, Couturier CS (2016) Modelling gastric evacuation in gadoid fishes feeding on crustaceans. *J Fish Biol* 88:1886–1903

Andersen NG (2012) Influences of potential predictor variables on gastric evacuation in Atlantic cod *Gadus morhua* feeding on fish prey: parameterization of a generic model. *J Fish Biol* 80:595–612

Lasse Riemann. <http://www1.bio.ku.dk/staff/lriemann/>. Born 06-09-71. **Education and career:** M.Sc. in biology, 1998, PhD. 2002, from Univ. Copenhagen. Postdoc position 2003, Assist. Prof. (2003) and Assoc. Prof. 2007 at Linneaus Univ., Sweden. Assoc. Prof (2010) and full Professor since 2015 at Dep. Biology, Univ. Copenhagen. **Research interests:** molecular microbial ecology, bacterioplankton population dynamics, nitrogen fixation. **Teaching and supervision:** 15+ years of teaching experience at all academic levels; has supervised 7 PhD students and 5 post docs as main supervisor. **Honours and awards:** Received the *Steno* young investigator grant from the Danish Agency for Science Technology and Innovation in 2010 and the *Sapere aude* Research leader stipend from The Danish Council for Independent Research in 2011. **Publications:** Has authored or co-authored more than 71 peer-reviewed research papers.

Bombar, S, Paerl RW, Riemann L (2016) Marine non-cyanobacterial diazotrophs: Moving beyond molecular detection. *Trends in Microbiology* 24: 916-927.

Bentzon-Tilia M, Traving SJ, Mantikci M, Knudsen-Leerbeck H, Hansen JLS, Markager S, Riemann L (2015) Significant N₂ fixation by heterotrophs, photoheterotrophs, and heterocystous cyanobacteria in two temperate estuaries. *ISME J* 9:273-285

Uffe Høgsbro Thygesen. <http://www.dtu.dk/service/telefonbog/person?id=2493>. Born 23-10-68.

Education and career: M.Sc.Eng, 1994 and PhD. 1999, from Technical University of Denmark. Since then at the Danish Institute for Fisheries Research/DTU Aqua. **Research interests:** Mathematical ecology; stochastic processes, dynamic optimization, and time series analysis applied to marine biology; analysis of data storage tags; dynamic games between predators and prey. **Teaching and supervision:** 15+ years of teaching experience at all academic levels; has supervised 10 PhD students. **Publications:** Has authored or co-authored more than 40 peer-reviewed papers.

Thygesen UH, Sommer L, Evans Karen, Patterson TA (2016) Dynamic optimal foraging theory explains vertical migrations of bigeye tuna. *Ecology* 97(7):1852-1861

Thygesen UH (2016) A diffusion approximation based on renewal processes with applications to strongly biased run–tumble motion. *Bulletin of Mathematical Biology* 78(3):556-579

Brian R. MacKenzie.

<http://www.aqua.dtu.dk/service/telefonbog/person?id=39874&cpid=47454&tab=2&qt=dtupublicationquery>. Born 14-08-60. **Education and career:** Ph. D., Biology, McGill University, Montreal, Canada (1992), M. Sc., Biology, Dalhousie University, Halifax, Canada (1985), B. Sc. (Hon.), Marine Biology, Dalhousie University, Halifax, Canada (1983); Professor (Marine fish population ecology), Technical University of Denmark, (2011 -), Professor (special responsibilities, Fisheries Oceanography), Technical University of Denmark & Aarhus Univ. (2007-2010), Senior research scientist, Danish Institute for Fisheries Research (1998-2007), Research scientist, Danish Institute for Fisheries Research (1994-1998), Postdoctoral scientist, Danish Institute for Fisheries Research (1992-1994). **Research interests:** fish population ecology, processes and dynamics, climate change effects on marine populations and ecosystems, historical marine ecology, physical-biological interactions in the sea; marine macroecology. **Teaching and supervision:** graduate course in Fisheries Oceanography (DTU, Århus Univ. since 2007; lead organizer of 2 multi-instructor Ph.D. summer schools (2009, 2016); has supervised 6 PhD students and 7 post docs. **Honours and awards:** Post-doctoral fellowship from Danish Science Research Council, October 1993. Canada Natural Sciences and Engineering Research Council Post-Doctoral Fellowship 1992-1994 **Publications:** Has authored or co-authored more than 70 peer-reviewed papers and 1 book.

Olafsdottir, D., MacKenzie, B. R., Chosson-P, V., Ingimundardottir, T. 2016. Dietary evidence of mesopelagic and pelagic foraging by Atlantic bluefin tuna (*Thunnus thynnus* L.) during autumn migrations to the Iceland Basin. *Frontiers in Marine Science* 3: Article 106, June 2016; 23 pp. <http://dx.doi.org/10.3389/fmars.2016.00108>.

MacKenzie, B. R., Payne, M., Boje, J., Højer, J. L., Siegstad, H. 2014. A cascade of warming impacts brings bluefin tuna to Greenland waters. *Global Change Biology* 20: 2484–2491, doi: 10.1111/gcb.12597 (OA via Zonodo)

Per Juel Hansen. www1.bio.ku.dk/staff/pjhansen. Born 19-02-61. **Education and career:** M.Sc. in Marine Biology, 1988, PhD. 1992, all from University of Copenhagen. 1992-1993 Research Fellow, National Environmental Research Institute, Roskilde, 1993-1996 Assistant Professor, 1996-2013,

Associate Professor at Marine Biological Laboratory, University of Copenhagen and since 2013, Professor at Marine Biological Section, University of Copenhagen. **Research interests:** functional biology of planktonic organisms, including mixotrophy, acquired phototrophy, costs and benefits of toxin production in marine microalgae, and pH/DIC limitation in marine protists. **Teaching and supervision:** 30+ years of teaching experience at all academic levels; has supervised 35 M.Sc students, and 17 PhD students and post docs. Currently the supervisor of 3 post docs and 3 PhD students. **Honours and awards:** Receiver of the Seymour Hutner Price from the International Society of Protistology, August 2007, Rhode Island, USA. **Publications:** Has authored or co-authored 101 peer-reviewed scientific papers and 3 chapters to international peer reviewed books.

Hansen PJ, Ojamäe K, Berge T, Trampe E, Nielsen LT, Lips I, Kuhl M (2016) Photoregulation in the kleptochloroplastidic dinoflagellate *Dinophysis acuta*. *Frontiers in Microbiology* 7: 785.

Rasmussen SA, Andersen A, Andersen NG, Nielsen KF, **Hansen PJ**, Larsen TO (2016) Chemical diversity, origin and analysis of microalgal toxins. *Journal of Natural Products* 79: 662-673

Jakob Hemmer-Hansen.

<http://www.dtu.dk/english/service/phonebook/person?id=40357&cpid=48149&tab=2&q=dtupublicationquery>. Born 21-12-74. **Education and career:** M.Sc. in population genetics, 2003, PhD in population genetics, 2007, Aarhus University. Researcher, 2007-2013, and senior researcher, 2013-, the Danish Institute for Fisheries Research/DTU Aqua. **Research interests:** evolutionary biology/population genetics of marine and freshwater species; use of genomics with historical and contemporary samples to understand genomic architecture of population divergence and adaptation in natural populations. **Teaching and supervision:** Teaching at two M.Sc. courses at DTU Aqua and international summer course at PhD/postdoc level, 2011-; has supervised/co-supervised 3 PhD students (one ongoing). **Grants:** Has attracted more than 1.8 million EUR in research grants since 2011. **Publications:** Has authored or co-authored 29 peer-reviewed papers.

Hemmer-Hansen J, Nielsen EE, Therkildsen NO, Taylor MI, Ogden R, Geffen A, Bekkevold D, Helyar S, Pampoulie C, Johansen T, FishPopTrace Consortium, Carvalho GR (2013) A genomic island linked to ecotype divergence in Atlantic cod. *Molecular Ecology*, 22, 2653–2667.

Hemmer-Hansen J, Nielsen EE, Frydenberg J, Loeschcke V (2007) Adaptive divergence in a high gene flow environment: Hsc70 variation in the European flounder (*Platichthys flesus* L.). *Heredity*, 99, 592–600.

Sigrún Huld Jónasdóttir. <http://staff.dtu.dk/sijo>. Born: 28-03-59. **Education and career:** MSc (1986) in Oceanography from the University of Washington, Seattle, PhD (1993) in Marine Sciences from SUNY, Stony Brook NY and Dr. Techn (2015) from DTU. Various teaching and soft money positions and fellowships (1985-1992), Research Associate Marine Research Institute Iceland (1993), Post doctor Danish Institute for Fisheries Research (DIFRES, 1993-1997), Research and Senior Scientist (1997-current) at DIFRES/DTU Aqua. **Research interests:** Marine lipid ecology. Effects of dietary lipids on population- and food web dynamics. The physical and biological adaptive drivers of lipid accumulation in zooplankton. Role of zooplankton in carbon sequestration. **Teaching and supervision:** several MSc students, co-supervisor on 4 PhD projects and an external examiner on 13 PhD

dissertations in UK (3), Finland (3), Norway (4), Sweden (2) and Spain (1). Organized and taught four 10-day summer schools at PhD level and 2 one-week PhD courses for Danida in Tanzania (Building Stronger Universities). **Honours and awards:** Several Research grants, SNF, NORFA, Icelandic Research Council, NATO. **Publications:** Has authored or co-authored more than 50 peer-reviewed papers and 1 monograph.

Jónasdóttir SH, Visser AW, Richardson K, Heath MR. (2015). A seasonal copepod lipid pump promotes carbon sequestration in the deep North Atlantic. *Proc Nat Acad Sci*. 112 (39),12122-12126. 10.1073/pnas.1512110112.

Rullyanto A, Jónasdóttir SH, Visser AW. (2015). Advective loss of overwintering *Calanus finmarchicus* from the Faroe–Shetland Channel Deep-Sea Res. I. 98, 76-82. 10.1016/j.dsr.2014.12.009.

Mark R Payne. <http://www.staff.dtu.dk/mpay>. Born 1976. **Education and career:** B.E. (Hons) in University of Canterbury, New Zealand 1998, PhD. in Chemical Engineering, University of California, Berkeley 2004. Since 2007 Research Scientist and Senior Scientist (2013) at DTU Aqua. **Research interests:** Impacts of climate change and climate variability on life in the ocean (primarily plankton and fish); prediction and projection of future changes; development of marine ecological climate services **Teaching and supervision:** Supervised 5 PhD students and 5 masters students. **Honours and awards:** Fullbright Graduate Scholarship 1998. Top ranked in national bursary examination in Chemistry 1994. **Publications:** Has authored or co-authored more than 30 peer-reviewed papers. 600 citations. H-index 14

Payne M.R. (2013). "Climate change at the dinner table." *Nature*, 497:320. Selected as 2013 Nature Editor's Choice (*Nature* 504:386)

Brun, P., Kiørboe, T., and Payne, M. R. (2015). "Measuring evolutionary adaptation of phytoplankton with local field observations." *Proceedings of the National Academy of Sciences*, 112: E5223–E5224

Mary S. Wisz. [link](#) Born 02-02-71. **Education and career:** M.Sc. in environmental biology, University of Colorado at Boulder 1999, PhD. In conservation science, macroecology and bioinformatics, University of Cambridge 2005. Scientist (2004-2008) at the Danish National Environmental Research Institute. Senior Scientist (2008-2014) Dept. Bioscience, Aarhus University, Senior Ecosystem Scientist (2014-2015) DHI-Group, Senior Scientist (2015-present) at the Danish Institute for Aquatic Resources/DTU Aqua. **Research interests:** Ecosystem science, biogeography and macroecology. Understanding and predicting change in ecosystems with numerical, spatial modelling tools to inform management **Teaching and supervision:** 20 years of teaching experience at the undergraduate to graduate level; supervised ~5 PhD students and 1 post doc. **Honours and awards:** Associate Editor of Diversity and Distributions 2011-2016 **Publications:** Has authored or co-authored 40 peer-reviewed articles.

Wisiz, M.S., Broenimann, O., Grønkjær, P., Møller, P. R., , Hedeholm, R. Olsen, S., Swingedouw, D., Nielsen, E. E., Guisan, A., Pellissier, L. 2015 Sources of uncertainties in cod distribution models
Nature Climate Change 5 (9), 790-791

Wisiz, M.S., Pottier, J. Kissling, D, et.al. 2013. The role of biotic interactions in shaping spatial distributions and realised assemblages of species: implications for species distribution modelling.
Biological Reviews 88: 15-30

APPENDIX 3: COMMITMENT LETTERS FROM COLLABORATORS

Below we include support letters from many of our collaborators.

Pr. David Mouillot

Email: mouillot@univ-montp2.fr

Phone: +33 4 67 14 42 97

Name of the Supported Project: Extension of Centre for Ocean Life

The 9th of November 2016

To whom it may concern,

Since Dr. Mary S. Wisz is among my active collaborators and since the trait-based approach in marine ecology is my main topic I agree to be involved in the proposal to support the extension of Centre for Ocean Life. I also agree to host a PhD student or a postdoc fellow at the University of Montpellier since it would cement and reinforce our collaboration.

Sincerely,

Pr. David MOUILLOT



Evaluation panel Villum Foundation



11-Nov-16

Subject: Letter of support for the application for VKR Centre of Excellence, “Centre for Ocean Life”

OUR REF.

YOUR REF.

LEUVEN

With this letter, I wish to express my strongest support to the above application submitted to the Villum Foundation.

The investigation of biological responses to climate change is a very important and relevant research topic, and the research outlined in the proposal utilizes a highly novel approach by applying resurrection ecology and genomics to marine copepod populations.

In my group, we have strong expertise in applying resurrection ecology and experimental approaches to investigate evolutionary responses of natural populations to human-induced environmental change, including climate change, in freshwater systems. I find the inclusion of high throughput genomics a very powerful and necessary addition to the field of resurrection ecology, and we recently also started to apply next generation sequencing in one of our resurrection ecology studies using a freshwater zooplankter, the water flea *Daphnia*. It is clearly the way this field will be moving in the future. The project proposed by Jakob Hemmer-Hansen and Thomas Kiørboe is timely and of exceptional importance as it allows to reconstruct responses of natural populations of copepods in the Baltic and North Sea to climate change. Given our expertise in resurrection ecology and my keen interest in the topic, I would be very much interested in collaborating on the work proposed in the application.

In addition to expertise within resurrection ecology, we can contribute extensive experience with experimental approaches, including experimental evolution and adaptation to temperature changes, and the scoring of thermal tolerance. I would be pleased to host students from DTU Aqua during their studies. Likewise, I think that students in my lab could benefit from access to the population genomics environment at DTU Aqua and from exposure to research on how large-scale systems such as the Baltic and North Sea respond to climate change.

Yours truly



Prof Dr Luc De Meester, Laboratory of Aquatic Ecology, Evolution and Conservation,
Katholieke Universiteit Leuven



Eidgenössische Technische Hochschule Zürich
Swiss Federal Institute of Technology Zurich

Prof. Dr. Loïc Pellissier
Landscape Ecology
Institut f. Terrestrische Ökosysteme
Universitätsstrasse 16
8092 Zürich
SWITZERLAND

Loic.pellissier@usys.ethz.ch
www.ethz.ch

Zürich, le 10.11.2016

Invitation for a research stay in my laboratory

To whom it may concern,

I would like to confirm my commitment to host the researcher(s) of the project of **the Centre for Ocean Life** for several months in my research group in the Institute of Terrestrial Ecosystem at the Swiss Federal Institute of Technology in Zürich (ETHZ).

The working environment of ETHZ is highly suitable for a visit in the context of the project given the strong computer infrastructures for modelling and the expertise in my research group in this field. I will advise the visiting researcher(s) on aspects of spatial ecology, ecological modelling and statistics. Zürich is a scientifically dynamic international city which will also increase the social network of the visitors.

I also guarantee to the visiting researcher(s) a working place, computer facilities including access to a computer cluster, scientific library and regular support through weekly meetings to ensure the progress of the designated tasks.

I am looking forward to hosting researcher(s) from this research project in our Institute.

With best regards,

Loïc Pellissier
Assistant Professor

Loic.pellissier@usys.ethz.ch

VILLUM FOUNDATION

November 11, 2016


Support Letter

Dear Sir or Madam,

I hereby confirm my enthusiasm and involvement into the grant proposal to fund the extension of the Centre for Ocean Life. I recently started a very fruitful collaboration with joint undergraduate students and a PhD student working on foodweb data mining. It goes without saying that I agree to host a PhD student and/or a postdoctoral fellow at our University of Southern Denmark in my Computational Biology group. Seeing the Center funding extended would be fantastic, as it would significantly strengthen our collaborations.

In the case of further questions please do not hesitate to contact me.

Best regards,



Jan Baumbach

12.11.2016

To whom it may concern,

I hereby confirm my involvement in the proposal to support the extension of Centre for Ocean Life. I also agree to host a PhD student or a postdoc fellow at Åbo Akademi University, as it would strengthen and reinforce our collaboration.

Yours sincerely,



Marie Nordström



Mick Follows
Associate Professor
Dept. of Earth, Atmospheric and Planetary Sciences
Massachusetts Institute of Technology
54-1526, 77 Massachusetts Avenue
Cambridge, MA 02139, USA
+1 617 253 5939 : mick@mit.edu

7th November 2016

Dear Lasse,

I would like to express my excitement about being part of the proposal on renewal of the Center of Ocean Life by Prof. Thomas Kiorboe and co-workers. I find the involvement in the project part on heterotrophic nitrogen fixing bacteria both timely and significant for global biogeochemical cycles. Your plan to combine laboratory culture studies with trait-based modelling provides, in my opinion, a new means to decipher the ecology, environmental regulation and nitrogen fixation capacity of these bacteria.

The project falls in line with recent research in my group. In recent years we have spent considerable effort trying to model and interpret the controls on marine nitrogen. We have demonstrated the value of considering the viability of nitrogen fixation through the lens of Resource Ratio Theory (e.g. Ward et al. L&O, 2013). However, we have not yet explicitly considered the role of heterotrophic diazotrophs. At the same time, we have sought to develop idealized "Flux Balance" representations to mechanistically model the physiological costs of nitrogen fixation. As a starting point we are simulating laboratory culture studies of the nitrogen fixing soil bacterium *Azotobacter vinelandii* (Inomura et al. 2016, ISMEJ) for which a considerable amount of physiological data have been published. Similarly comprehensive energetic studies of marine diazotrophs do not yet exist. However, the emerging view that heterotrophic diazotrophs are widespread and biogeochemically significant (arising from your work) is very exciting: it suggests the potential for a collaboration to adapt our model to the marine system, guided and constrained by your laboratory work.

I'm excited to confirm our commitment to working in concert with you and the project postdoc to design and carry out the modelling activities for the project. I wish the best of luck with the proposal. I am very much looking forward to the opportunity to collaborate on this exciting work.

Yours sincerely

King Abdullah University of Science and Technology

Red Sea Research Center

Building 2, Level 3, Office 3269
Thuwal 23955-6900
Kingdom of Saudi Arabia

Susana Carvalho, Research Scientist

Tel: +966 (0) 2 808 2908
Mobile: +966 (0) 54 4700190
Email: Susana.carvalho@kaust.edu.sa



To the Villum K. Rasmussen Foundation

9 November 2016

Proposal for the extension of the Centre for Ocean Life

In my role as the leader of the ecological research unit at the Saudi Aramco-KAUST Center for Marine Environmental Observations, I am pleased to confirm that I am fully supportive of the scientific proposal for the extension of the Centre for Ocean Life. The overall idea of using a trait-based approach to address critical topics such as the functioning of the marine ecosystems is extremely relevant as rather than focusing on the species composition (i.e. “who is there?”) that changes across the oceans, the focus is on their potential roles. This is a topic I would very much like to collaborate.

I offer to contribute with a variety of relevant datasets. For example, I have been in contact with scientists from Europe (Scotland, Portugal, Italy) and the Middle East (United Arab Emirates) aiming at looking at the functional changes resulting from deploying artificial reef structures in the marine environment. On the behalf of my collaborators, I am willing to contribute with data on natural and artificial reef communities. I can also contribute monitoring and metabarcoding data on plankton communities from the Red Sea that would be extremely relevant to compare with the Arctic provided data is available in the Center for Ocean Life. I am also willing to host young researchers from the Center for Ocean Life at KAUST in order to allow for the exchange of knowledge and to consolidate this collaboration.

On behalf of my group, we hope the proposal will be successful, and look forward to this collaboration.

Yours sincerely,

Susana Carvalho


Head of the Ecological research unit at:
Saudi Aramco-KAUST Center for Marine Environmental Observations
Email: Susana.carvalho@kaust.edu.sa

Dear Lasse and Colin,

I would like to express my strongest support for your proposed project on bacterioplankton and the degradation of dissolved organic matter. I would be excited about being involved in the project and the extension of the Center of Ocean Life. As you know, your described project on the life strategies of bacterioplankton falls very much in line with my own research. While my group has been working with related questions for some years, the idea to integrate laboratory culture studies and trait-based modelling provides a truly novel way to address the benefits of oligotroph and copiotroph life strategies, respectively. This could provide new insights into the ecology of bacterioplankton – insights that are essential for our overall understanding of the carbon and nutrient cycling in the oceans.

I would therefore like to confirm that I am certainly interested in working with you on the proposed project. Best of luck with the proposal.

Best wishes,



Faculty of Health and Life Sciences
Linnæus University
Tfn: +46 (0)772-288000

Kalmar, Sweden, 15 Nov. 2016

Jarone Pinhassi, Professor
Research Director, Centre for Ecology and Evolution in Microbial model Systems - EEMiS
Linnæus University
SE-39182 Kalmar
Sweden

Phone: +46-480-446212
Mobile phone: +46-70-2756318
Fax: +46-480-447305
E-mail: jarone.pinhassi@Lnu.se


ResearchGate: https://www.researchgate.net/profile/Jarone_Pinhassi
Personal web page: <https://lnu.se/en/staff/jarone.pinhassi/>

November 10, 2016

To Whom It May Concern:

I am writing to express my strong interest in collaborating with Dr. Ken H. Andersen on trait-based food-web models to understand the effects of climate change on fish communities. The project fits well into my ongoing efforts to understand the processes driving range shifts of fish populations in the future ocean. Further, the collaboration will enhance my contact with the science at the Center for Ocean Life and help me identify potential postdoctoral candidates.

Regards,

A handwritten signature in black ink, appearing to read 'ML Pinsky', with a stylized flourish at the end.

Malin Pinsky
Assistant Professor



UNIVERSITY OF
LINCOLN

Thomas Kiørboe
Centre for Ocean Life
Technical University of Denmark
Kavalergården 6
2920 Charlottenlund
Denmark

21 November 2016

Re.: Collaboration on research project on flagellate feeding

Dear Thomas

This letter is to formally and happily accept the invitation for collaboration on your proposed project on flagellate feeding within the Centre for Ocean Life.

The ecology and small-scale fluid physics of microorganisms is a long-term interest of my group, and the work you propose is very appropriate for us. The overarching scope of your work is highly relevant: how feeding-survival tradeoffs determine microbial diversity and, in turn, the function of eukaryotic microbial communities in pelagic food webs. I agree that the quantification and mechanistic understanding of these tradeoffs are essential to pursue this goal.

At the more concrete level, we can help with CFD and are happy to both host and send to you post docs/students as appropriate. As you know, we have developed a novel Boundary Element Method framework that we can adapt to any cell morphology and which provides accurate estimates of fluid movement around plankton with much lower computational overheads than a traditional finite-element approach. Collaboration is often times most efficient through students and post docs so I find this very appropriate and look forward to the opportunities it will provide.

My work has also focused on the biology of intermediate-Reynolds number environments and viscosity effects. Given the size range covered by some flagellates I would be delighted to help add these aspects to the project through development of theory and analysis of data.

Good luck with the proposal and best wishes.

Stuart Humphries
Professor of Evolutionary Biophysics
www.physicalecologylab.org

School of Life Sciences

University of Lincoln Brayford Pool Lincoln LN6 7TS United Kingdom
www.lincoln.ac.uk 01522 886 018 shumphries@lincoln.ac.uk

Level 5, 158 Victoria St
PO Box 27535, Wellington 6141
New Zealand

+64 4 385 9285 Phone
inbox@dragonfly.co.nz

www.dragonfly.co.nz



December 6, 2016

To whom it may concern,

I wish to confirm my engagement and enthusiasm for continuing my ongoing collaboration with Prof. Andersen and colleagues at the Center for Ocean Life at DTU Aqua around effects of climate change on ectotherm physiology and its effects on marine food-webs.

Our current collaboration is opening the door to new ways of modeling effects of climate change on fish and other ectotherms, and scaling-up of these processes to population and ecosystem level consequences. This provides, for the first time, a mechanistic basis for understanding and modeling climate change impacts at the ecosystem level. These models are based on individual physiology, and many key parameters remain poorly known for the majority of species. For example, the consequences of alternative life-history strategies (e.g., investment in gills and digestion) in the face of changing temperatures are not well understood. Furthermore, the implications of these strategies for individual fitness in a changing climate are only beginning to be explored.

Our proposed project envisages meta-analyses and experiments to provide essential parameters for physiology-based models: How does investment in gills and digestive scale with organism size across species and taxa, and how does it relate to standard metabolism and metabolic performance? Answering these questions will significantly increase our understanding and ability to model effects of temperature on ectotherm physiology, and to scale these processes to populations, and across species to ecosystem level consequences of climate change. I believe these are critical questions to ask: managing our marine ecosystems in a changing world requires a mechanistic understanding of climate change effects on ecosystem components, as well as tools which let us explore the interplay of these effects at an ecosystem level. Our proposed physiologically based framework responds to both these requirements.

Sincerely,

A handwritten signature in blue ink, appearing to read 'P. Neubauer', with a stylized flourish at the end.

Philipp Neubauer, PhD
Fisheries Ecologist
Dragonfly Data Science



Dr. Fanny Monteiro
NERC Research Fellow and Lecturer
School of Geographical Sciences
University of Bristol
Bristol BS8 1SS
Tel: 0117 928 9068
Email: f.monteiro@bristol.ac.uk

1 Dec 2016

Dear Thomas,

Thank you for proposing the collaboration on the development of a global model for planktonic foraminifera. This letter is mainly to express my commitment to the project, and to express my support for the extension of the Centre for Ocean Life, which I consider a very unique undertaking.

The geological record of foraminifera is very strong and temporal changes in species distribution along with changes in climate and other factors, offers a particular possibility of testing the predictive capability of climate-biology models by hindcasting. We have begun developing a trait-based description of foraminifera based on their morphology, and I envisage a fruitful collaboration in this endeavour.

My group can further offer expertise in the use of the MIT-Darwin and MITgcm models. I hope that we can also collaborate on the implementation of both foraminifera and other types of zooplankton in this model. I know that you have already done some work on this with your former post doc Fi Prowe, and so I see a great potential for collaboration.

One efficient way to establish collaboration is through the employment of matching post docs and students. I already have a student working on the foraminifera project, and I look forward to joining forces with a dedicated student or post doc from your group.

Best wishes

A handwritten signature in black ink, appearing to be "F. Monteiro", written on a light blue background.

Dr. Fanny Monteiro



UNITED STATES DEPARTMENT OF COMMERCE
National Oceanic and Atmospheric Administration/OAR
GEOPHYSICAL FLUID DYNAMICS LABORATORY
Princeton University Forrestal Campus
201 Forrestal Road
Princeton, New Jersey 08540

November 30, 2016

Centre for Ocean Life
Technical University of Denmark

To whom it may concern,

I am happy to collaborate with the Centre for Ocean Life on modeling global fish distributions and abundance, as reflected in the project “Global model of fish production: Benthic-pelagic coupling on a global scale”. This project is a natural extension of global earth system modeling activities at NOAA’s Geophysical Fluid Dynamics Laboratory, and is highly relevant for NOAA’s sustainable marine resource management goals.

I look forward to continuing GFDL’s growing collaboration with the Centre for Ocean Life on this important topic and on others of mutual interest.

Sincerely,

Dr. Charles Stock
Research Oceanographer
NOAA/Geophysical Fluid Dynamics Laboratory



November 22, 2016

Re: Letter of supportProf. Thomas Kiørboe
DTU Aqua
Denmark

Dear Thomas:

I am very grateful for the invitation to become involved with your project on microbial feeding as part of the Centre for Ocean Life. I am happy to accept your invitation and to contribute to the project as outlined in the project description.

I find the project both highly interesting and timely. The feeding of heterotrophic nanoflagellates on picoplankton is a fundamental and quantitatively critical process in the biogeochemistry of the ocean and, yet, the mechanisms underpinning this feeding process are poorly understood. I share with you the view that this is one of the big unknowns in microbial oceanography. Your recent clarification of the fluid physics, your discovery of the mechanisms of feeding in two important groups – dinoflagellates and choanoflagellates – as well as the methods you harnessed to approach the problem provide a powerful basis to re-open this research avenue and they promise exciting discoveries and progress. The work you propose and the novel methods that you plan to apply have the potential to bring our understanding of this key process a quantum leap forward.

My research group is in the process of acquiring a micro-holographic system that will allow us to study microbial predator-prey interactions in 3 dimensions, and also via particle tracking to quantify fluid flows in 3D, as you propose. I envisage that this (amazing) piece of equipment will be installed and functioning within the next year. The work you propose with the holographic system is bold and risky, and at the same time potentially very rewarding. Your group is most welcome to come to work with this system in collaboration with my group: we will be glad to offer any technical help and I will be excited to contribute to move this research avenue forward.

All the best

Roman Stocker



8 November, 2016

Prof. Thomas Kiørboe
Centre for Ocean Life
DTU Aqua, Kavalergården 6, 2920 Charlottenlund
Denmark

Re: Adaptation of zooplankton to climate change

Dear Thomas :

Thank you for the invitation to be part of your proposed project on thermal adaptation in zooplankton. I read the entire proposal, which is exciting, ambitious, and very timely. The project on thermal adaptation fits very well into your trait-based approach and the overarching ideas of the centre for Ocean Life. I found the idea of using eggs in the sediment archive to track the thermal adaptation of various populations back in time particularly innovative and powerful. I am very happy to accept your invitation.

As you know I am currently working on related topics and experimental evolution of copepods to both rising temperatures and ocean acidification. Since your project is heavy on genomics and mine more biased towards life history traits – with some of each in both programs - I can see many synergies emerging by combining our largely complementary works. I also acknowledge the efficiency of collaborating through students and I am happy to host students from your project in my lab, and am happy to accept your invitation to host some of my own students for joint experimental work.

I really look forward to the collaboration.

Sincerely yours,



Hans G. Dam

Professor



a place of mind
THE UNIVERSITY OF BRITISH COLUMBIA

Institute for the Oceans and Fisheries
Vancouver Campus
Faculty of Science
2202 Main Mall
Vancouver BC, Canada V6T 1Z4

Phone 604 822 2731
office@iof.ubc.ca
www.iof.ubc.ca

Villum K. Rasmussen Foundation
475 Riverside Drive, Suite 900
New York, NY 10115

29 November 2016

To whom this may concern:

Letter of support for the Centre for Ocean Life, DTU Aqua

I hereby express my support, on behalf of the Nippon Foundation Nereus Program and Changing Ocean Research Unit in the Institute for the Oceans and Fisheries, the University of British Columbia, for our collaboration with the Centre for Ocean Life to develop and apply trait based approach to study marine ecosystems. The Nippon Foundation Nereus Program is an international research program has 17 partnership institutes including Princeton, Cambridge and University of Washington, with 30 doctoral and post-doctoral fellows conducting interdisciplinary research devoted to various aspects of ocean fisheries, sustainability and their governance. My program agrees to host early career researchers (PhD students and postdoctoral fellows) for this collaboration with the Centre for Ocean Life.

Please do not hesitate to contact me if you have any questions.

Thank you.

Best regards,

A handwritten signature in blue ink, appearing to be 'W. Cheung'.

William Cheung
Director (Science), Nippon Foundation Nereus Program
Associate Professor, The University of British Columbia



Eidgenössische Technische Hochschule Zürich
Swiss Federal Institute of Technology Zurich

Institute of Biogeochemistry and Pollutant Dynamics

ETH Zürich
CHN E 31.2, Universitätstrasse 16
8092 Zürich, Switzerland

Prof. Nicolas Gruber
Environmental Physics
Phone: +41 44 632 03 52
Fax: +41 44 632 16 91
E-mail: nicolas.gruber@env.ethz.ch

Prof. Dr. Thomas Kiørboe
Centre for Ocean Life
Technical University of Denmark

Zürich, 17. November, 2016

Re: Letter of Support

Dear Dr. Kiørboe, dear Thomas,

This is to express my strong interest in collaborating with you on the development of a trait-based approach to assess the effects of 'extreme events' on oceanic organisms and ecosystems. As you know, I have applied for funding to carry out experiments with phytoplankton to study such events and to develop trait-based models to encapsulate the findings. Thus, a deepening and extension of the already existing collaboration with your Centre on the zooplankton components in particular and trait-based approaches in general would be extremely valuable for me and thus highly appreciated.

My group has developed and applied regional coupled ocean circulation-biogeochemical-ecological models for various oceans basins, including the California Current System, on the basis of the UCLA-ETH version of the Regional Oceanic Modeling System (ROMS). As discussed, your students and postdocs are more than welcome to come and stay with us and to learn how to use these models, and how to enhance the implementation of biological processes into these models. I am also open and interested in any other form of collaboration, as they may become relevant in the course of the project.

I am very much looking forward to a successful collaboration. Good luck with your proposal.

Best regards,

Prof. Nicolas Gruber, Environmental Physics

*Professor Ken Andersen
Deputy Director
Centre for Ocean Life
Technical University of Denmark
National Institute of Aquatic Resources
Jægersborg Allé 1
2920 Charlottenlund
Denmark*

Monday, December 19, 2016

Dear Professor Andersen:

This letter is to convey my strong support and enthusiasm for the Centre for Ocean Life proposal on “Operational size-spectrum models”. If successful, it would be my utmost delight and intention to closely collaborate with you through this project. In doing so I would be able to offer in-kind support from my institute in the form of my research time, mentorship and as a host for you and the incoming researcher to visit my research group at the Institute for Marine and Antarctic Studies at the University of Tasmania. I would also be very interested in visiting and interacting with your team at the Centre for Ocean Life.

Size spectrum modeling is now a rapidly growing research area that is being adopted in many parts of the world. My research group is focused on actively developing open source tools that link models and data, as well as undertaking new model applications in Australia, Southern Ocean and global ocean climate change modeling. Thus this exciting collaboration is closely aligned with and would benefit our current research projects as well as helping towards establishing an international community of users and developers that are applying size spectrum theory to model ecosystem structure, function and dynamics.

It has been a great pleasure collaborating with you in the past and such a project would facilitate our continued collaboration on the development of size spectrum models.

Sincerely,

Julia Blanchard,



*Associate Professor in Ecology & Fisheries
Institute for Marine and Antarctic Studies
University of Tasmania
Hobart, Australia*